

**FLOOR PLAN  
BLOCK 103-105**



Artist's Impression

# Visionary

Strategically positioned to give maximum sense of space, openness, natural lighting and ventilation. Floor to ceiling glass panels offer maximum unobstructed view. Get up close to nature anytime or have a stunning view of the city on the higher levels.





# Iconic

Located on Hillview Avenue with a total of 512 units with sizes ranging from 1, 2, 3 and 4 bedrooms to penthouses, spread over two 11-storey blocks and a single tower block rising 26 storeys. Expressed in curvilinear lines and planes, the magnificent Hillview Peak stands out from the rest in the area.

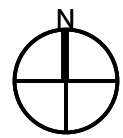
- |         |   |   |
|---------|---|---|
|         |   |   |
| 1 min   | • | HillV2 Shopping Mall  |
| 5 mins  | • | HillView MRT Station(U/C)   |
| 6 mins  | • | The Rail Mall   |
| 8 mins  | • | St. Francis Methodist School  |
| 10 mins | • | MOE Dairy Farm Adventure Centre   |
|         |   |   |
|         |   | <b>hillviewpeak</b>   |
| 2 mins  | • | CHIJ Our Lady Queen of Peace<br>Assumption English School<br>Chestnut Drive Secondary School  |
| 3 mins  | • | German European School Singapore<br>Junction 10<br>Bukit Panjang Bus Interchange  |
| 4 mins  | • | Bukit Timah Shopping Centre<br>West Mall<br>Pei Hwa Presbyterian Primary School<br>Bukit Timah Nature Reserve<br>Bukit Batok Nature Park<br>BKE / PIE |
| 7 mins  | • | Nanyang Girls' High School<br>Hwa Chong Institution   |
| 10 mins | • | Holland Village<br>Dempsey Hill   |







**LEGEND**




- |                         |                            |                          |                          |
|-------------------------|----------------------------|--------------------------|--------------------------|
| 1 Flowering Terrace     | 8 Jogging Path             | 15 50m Lap Pool          | 22 Canopy Drop-Off Point |
| 2 BBQ Pavilion          | 9 Putting Green            | 16 Waterfall Tea House   | 23 Guard House           |
| 3 Children's Playground | 10 Lifestyle Pavilion      | 17 Pool Deck             | 24 Paradise Island       |
| 4 The Great Waterfall   | 11 Waterfall Stream        | 18 Kids' Pool            | 25 River Walk            |
| 5 The Sensory Garden    | 12 Outdoor Dining Pavilion | 19 Outdoor Movie Theatre | 26 Reading Pavilion      |
| 6 The Trail Of Color    | 13 Massaging Spa Pool      | 20 Golf Simulator        | 27 Reflecting Pond       |
| 7 Green Paradise        | 14 Tropical Island         | 21 Floating Gym          | 28 Fitness Corner        |
|                         |                            |                          | 29 Sky Tennis Court      |



# Waterscape

Water features like cascading waterfalls and pools fronting the residential units bring calmness home to residents at the end of each work day. There is a reflecting pond where water mirrors the sky above to reflect a sense of peace and tranquility.



# Space

The unusually high ceiling of the units enables the erection of ceiling-to-floor glass panels to take in a larger frame of natural view of the outside and allowing more natural light into the living area at the same time. The height also adds volume and space to provide spacious and comfortable living.

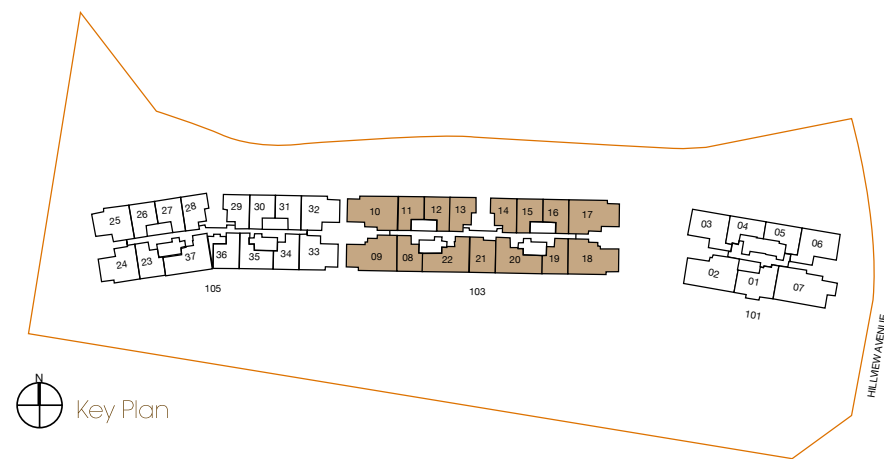


# Hillview Avenue Distribution Chart

## BLOCK 103

A3PH-b (#11-08)	C1PH (#11-09)	C2PH (#11-10)	A1PH-a (#11-11)	A1PH-b (#11-12)	A2PH-a (#11-13)	A2PH-a (#11-14)	A1PH-b (#11-15)	A1PH-a (#11-16)	C2PH (#11-17)	C1PH-a (#11-18)	A3PH-c (#11-19)	B2PH-a (#11-20)	A4PH (#11-21)	B2PH-a (#11-22)	11th
A3 (#10-08)	C1 (#10-09)	C2 (#10-10)	A1 (#10-11)	A1 (#10-12)	A2 (#10-13)	A2 (#10-14)	A1 (#10-15)	A1 (#10-16)	C2 (#10-17)	C1 (#10-18)	A3 (#10-19)	B2 (#10-20)	A4 (#10-21)	B2 (#10-22)	10th
A3 (#09-08)	C1 (#09-09)	C2 (#09-10)	A1 (#09-11)	A1 (#09-12)	A2 (#09-13)	A2 (#09-14)	A1 (#09-15)	A1 (#09-16)	C2 (#09-17)	C1 (#09-18)	A3 (#09-19)	B2 (#09-20)	A4 (#09-21)	B2 (#09-22)	9th
A3 (#08-08)	C1 (#08-09)	C2 (#08-10)	A1 (#08-11)	A1 (#08-12)	A2 (#08-13)	A2 (#08-14)	A1 (#08-15)	A1 (#08-16)	C2 (#08-17)	C1 (#08-18)	A3 (#08-19)	B2 (#08-20)	A4 (#08-21)	B2 (#08-22)	8th
A3 (#07-08)	C1 (#07-09)	C2 (#07-10)	A1 (#07-11)	A1 (#07-12)	A2 (#07-13)	A2 (#07-14)	A1 (#07-15)	A1 (#07-16)	C2 (#07-17)	C1 (#07-18)	A3 (#07-19)	B2 (#07-20)	A4 (#07-21)	B2 (#07-22)	7th
A3 (#06-08)	C1 (#06-09)	C2 (#06-10)	A1 (#06-11)	A1 (#06-12)	A2 (#06-13)	A2 (#06-14)	A1 (#06-15)	A1 (#06-16)	C2 (#06-17)	C1 (#06-18)	A3 (#06-19)	B2 (#06-20)	A4 (#06-21)	B2 (#06-22)	6th
A3 (#05-08)	C1 (#05-09)	C2 (#05-10)	A1 (#05-11)	A1 (#05-12)	A2 (#05-13)	A2 (#05-14)	A1 (#05-15)	A1 (#05-16)	C2 (#05-17)	C1 (#05-18)	A3 (#05-19)	B2 (#05-20)	A4 (#05-21)	B2 (#05-22)	5th
A3 (#04-08)	C1 (#04-09)	C2 (#04-10)	A1 (#04-11)	A1 (#04-12)	A2 (#04-13)	A2 (#04-14)	A1 (#04-15)	A1 (#04-16)	C2 (#04-17)	C1 (#04-18)	A3 (#04-19)	B2 (#04-20)	A4 (#04-21)	B2 (#04-22)	4th
A3 (#03-08)	C1 (#03-09)	C2 (#03-10)	A1 (#03-11)	A1 (#03-12)	A2 (#03-13)	A2 (#03-14)	A1 (#03-15)	A1 (#03-16)	C2 (#03-17)	C1 (#03-18)	A3 (#03-19)	B2 (#03-20)	A4 (#03-21)	B2 (#03-22)	3rd
A3a (#02-08)	C1a (#02-09)	C2a (#02-10)	A1a (#02-11)	A1a (#02-12)	A2a (#02-13)	A2a (#02-14)	A1a (#02-15)	A1a (#02-16)	C2a (#02-17)	C1a (#02-18)	A3a (#02-19)	B2a (#02-20)	A4a (#02-21)	B2a (#02-22)	2nd
A3P-b (#01-08)	C1P (#01-09)	C2P (#01-10)	A1P-d (#01-11)	A1P-e (#01-12)	A2P-b (#01-13)	A2P-c (#01-14)	A1P-f (#01-15)	A1P-g (#01-16)	C2P-a (#01-17)	C1P-a (#01-18)	A3P-c (#01-19)	B2P-b (#01-20)	A4P (#01-21)	B2P-a (#01-22)	1st
8	9	10	11	12	13	14	15	16	17	18	19	20	21	22	

Note: DSTA screening may be provided to Tower 103 unit no: #11-10 to #11-17

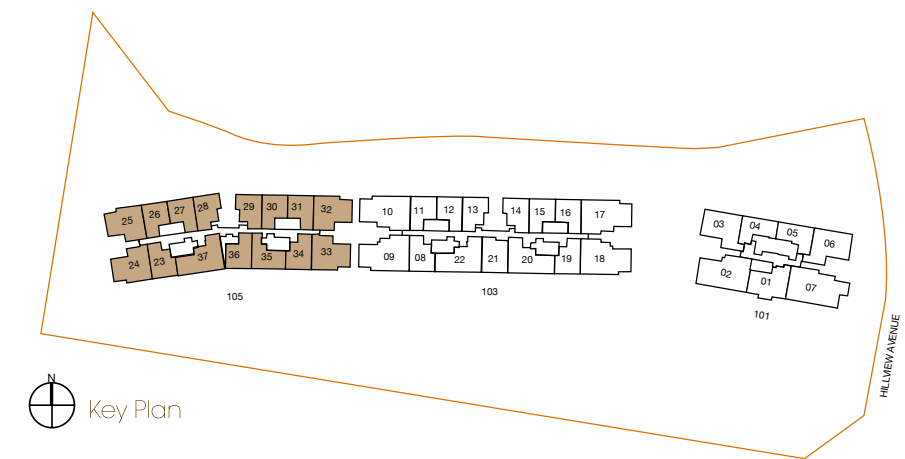


Legend: PES 1BR 2BR 3BR 4BR PENTHOUSE

## BLOCK 105

A3PH-a (#11-23)	B1PH-a (#11-24)	B3PH-a (#11-25)	A1PH (#11-26)	A1PH (#11-27)	A2PH (#11-28)	A2PH (#11-29)	A1PH (#11-30)	A1PH (#11-31)	B3PH (#11-32)	B1PH (#11-33)	A3PH (#11-34)	A6PH (#11-35)	A5PH (#11-36)	B2PH (#11-37)	11th
A3 (#10-23)	B1 (#10-24)	B3 (#10-25)	A1 (#10-26)	A1 (#10-27)	A2 (#10-28)	A2 (#10-29)	A1 (#10-30)	A1 (#10-31)	B3 (#10-32)	B1 (#10-33)	A3 (#10-34)	A6 (#10-35)	A5 (#10-36)	B2 (#10-37)	10th
A3 (#09-23)	B1 (#09-24)	B3 (#09-25)	A1 (#09-26)	A1 (#09-27)	A2 (#09-28)	A2 (#09-29)	A1 (#09-30)	A1 (#09-31)	B3 (#09-32)	B1 (#09-33)	A3 (#09-34)	A6 (#09-35)	A5 (#09-36)	B2 (#09-37)	9th
A3 (#08-23)	B1 (#08-24)	B3 (#08-25)	A1 (#08-26)	A1 (#08-27)	A2 (#08-28)	A2 (#08-29)	A1 (#08-30)	A1 (#08-31)	B3 (#08-32)	B1 (#08-33)	A3 (#08-34)	A6 (#08-35)	A5 (#08-36)	B2 (#08-37)	8th
A3 (#07-23)	B1 (#07-24)	B3 (#07-25)	A1 (#07-26)	A1 (#07-27)	A2 (#07-28)	A2 (#07-29)	A1 (#07-30)	A1 (#07-31)	B3 (#07-32)	B1 (#07-33)	A3 (#07-34)	A6 (#07-35)	A5 (#07-36)	B2 (#07-37)	7th
A3 (#06-23)	B1 (#06-24)	B3 (#06-25)	A1 (#06-26)	A1 (#06-27)	A2 (#06-28)	A2 (#06-29)	A1 (#06-30)	A1 (#06-31)	B3 (#06-32)	B1 (#06-33)	A3 (#06-34)	A6 (#06-35)	A5 (#06-36)	B2 (#06-37)	6th
A3 (#05-23)	B1 (#05-24)	B3 (#05-25)	A1 (#05-26)	A1 (#05-27)	A2 (#05-28)	A2 (#05-29)	A1 (#05-30)	A1 (#05-31)	B3 (#05-32)	B1 (#05-33)	A3 (#05-34)	A6 (#05-35)	A5 (#05-36)	B2 (#05-37)	5th
A3 (#04-23)	B1 (#04-24)	B3 (#04-25)	A1 (#04-26)	A1 (#04-27)	A2 (#04-28)	A2 (#04-29)	A1 (#04-30)	A1 (#04-31)	B3 (#04-32)	B1 (#04-33)	A3 (#04-34)	A6 (#04-35)	A5 (#04-36)	B2 (#04-37)	4th
A3 (#03-23)	B1 (#03-24)	B3 (#03-25)	A1 (#03-26)	A1 (#03-27)	A2 (#03-28)	A2 (#03-29)	A1 (#03-30)	A1 (#03-31)	B3 (#03-32)	B1 (#03-33)	A3 (#03-34)	A6 (#03-35)	A5 (#03-36)	B2 (#03-37)	3rd
A3a (#02-23)	B1a (#02-24)	B3a (#02-25)	A1a (#02-26)	A1a (#02-27)	A2a (#02-28)	A2a (#02-29)	A1a (#02-30)	A1a (#02-31)	B3a (#02-32)	B1a (#02-33)	A3a (#02-34)	A6a (#02-35)	A5a (#02-36)	B2a (#02-37)	2nd
A3P (#01-23)	B1P (#01-24)	B3P (#01-25)	A1P (#01-26)	A1P-a (#01-27)	A2P (#01-28)	A2P-a (#01-29)	A1P-b (#01-30)	A1P-c (#01-31)	B3P-a (#01-32)	B1P-a (#01-33)	A3P-a (#01-34)	A6P (#01-35)	A5P (#01-36)	B2P (#01-37)	1st
23	24	25	26	27	28	29	30	31	32	33	34	35	36	37	

Note: DSTA screening may be provided to Tower 105 unit no: #11-25 to #11-32



Legend: PES 1BR 2BR 3BR 4BR PENTHOUSE

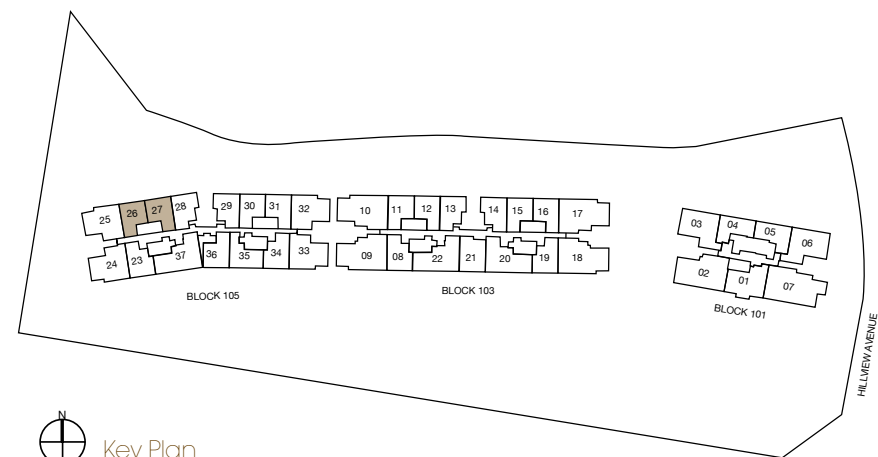
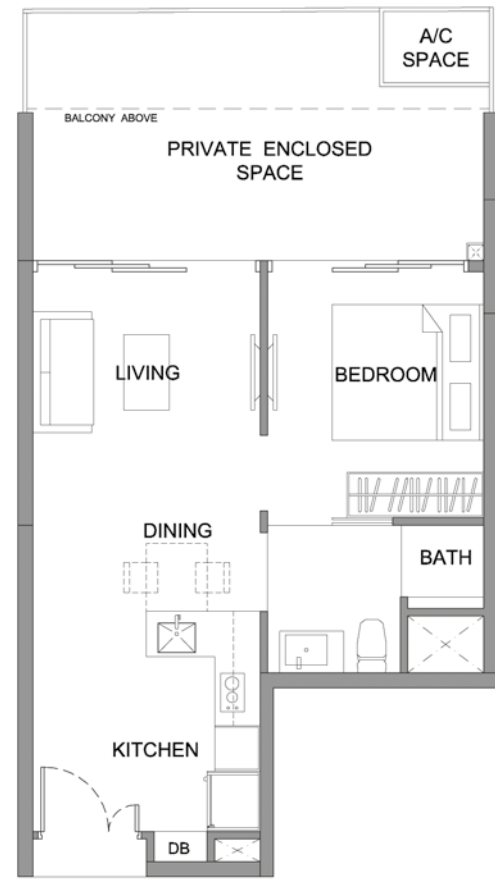


type A1P


#01-26

type A1P-a

#01-27



Key Plan



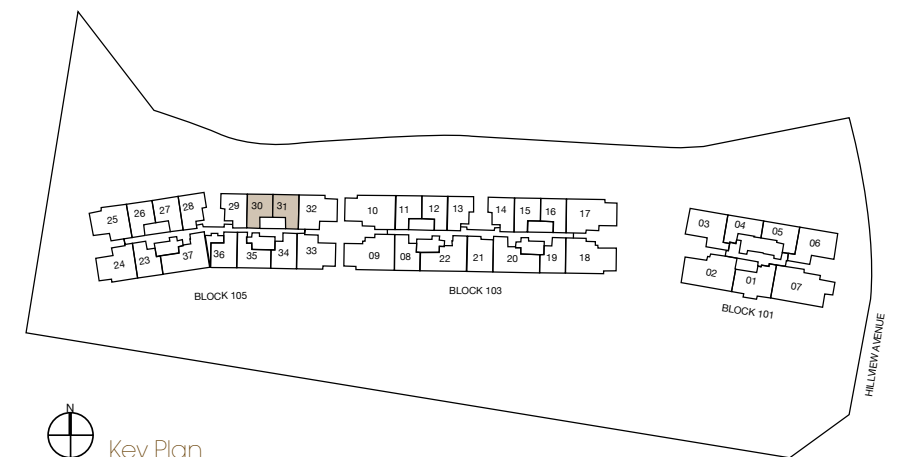
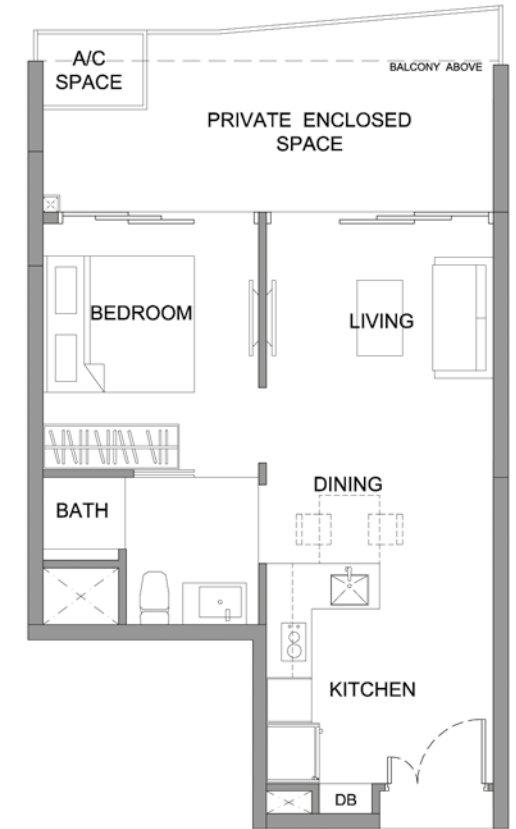
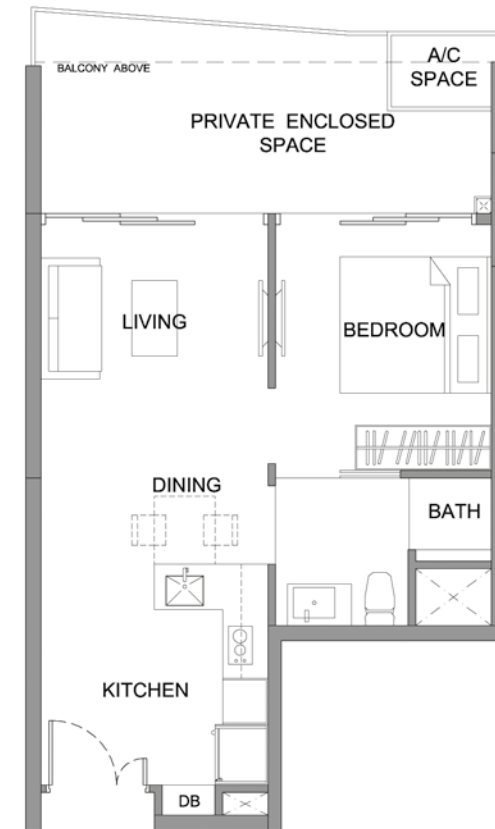
• Area includes A/C ledge, balcony, PES, private roof terrace and void (where applicable). Orientations and facings will differ depending on the unit you are purchasing. Pls refer to the key plan. All plans are not to scale and are subject to changes as may be approved by the relevant authorities. All floor areas are estimates and are subject to final survey.  
 • Visual screens are subject to authority site confirmation.

type A1P-b


#01-30

type A1P-c

#01-31



Key Plan



• Area includes A/C ledge, balcony, PES, private roof terrace and void (where applicable). Orientations and facings will differ depending on the unit you are purchasing. Pls refer to the key plan. All plans are not to scale and are subject to changes as may be approved by the relevant authorities. All floor areas are estimates and are subject to final survey.  
 • Visual screens are subject to authority site confirmation.

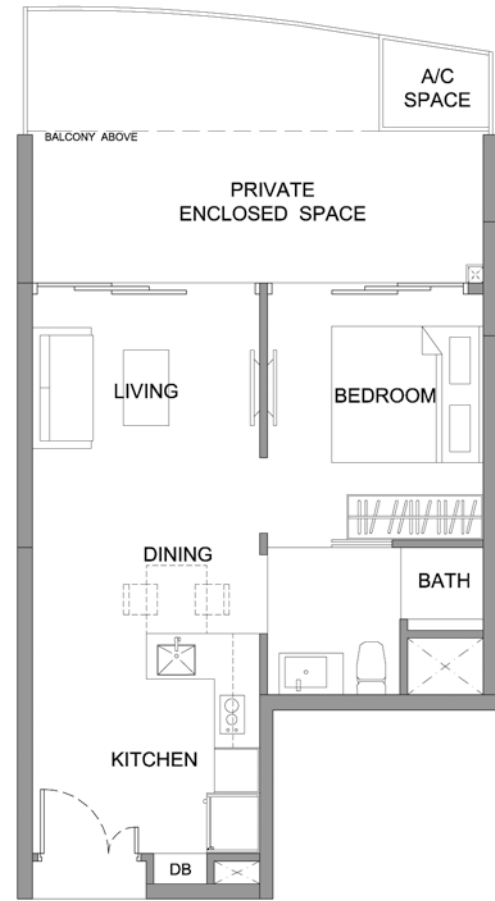


type A1P-d


#01-11

type A1P-e

#01-12



Key Plan



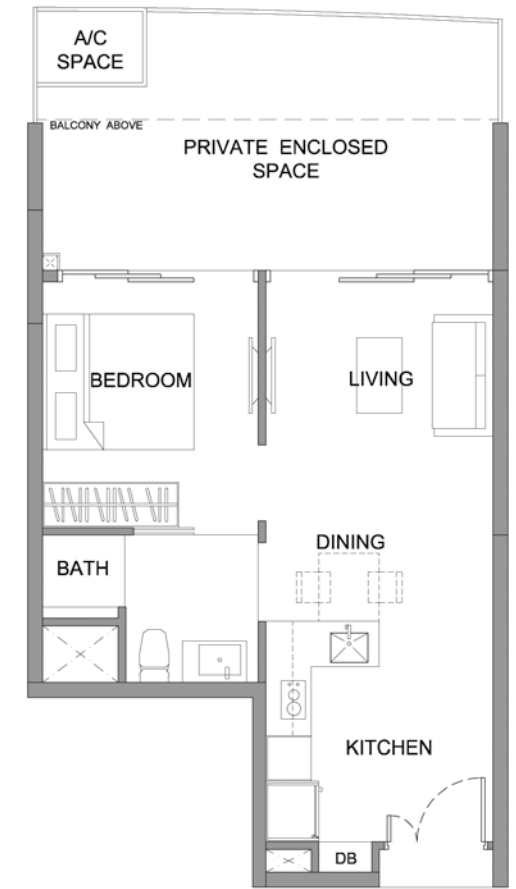
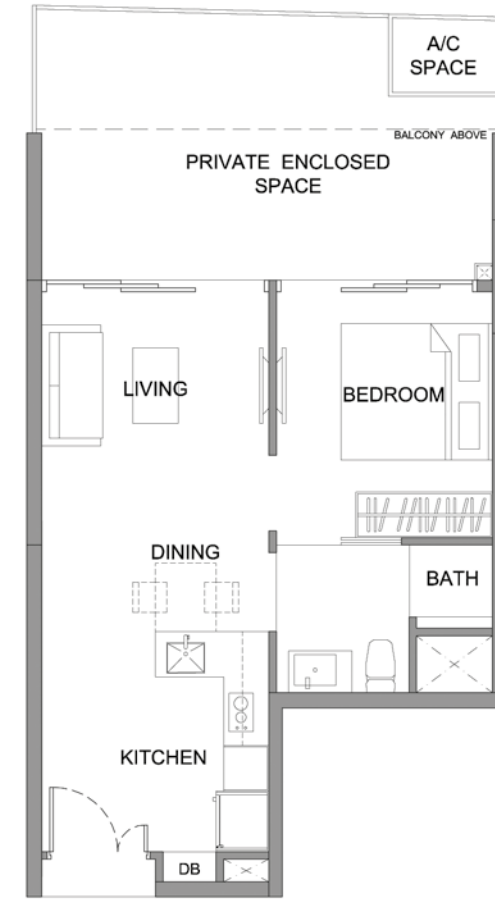
• Area includes A/C ledge, balcony, PES, private roof terrace and void (where applicable). Orientations and facings will differ depending on the unit you are purchasing. Pls refer to the key plan. All plans are not to scale and are subject to changes as may be approved by the relevant authorities. All floor areas are estimates and are subject to final survey.  
 • Visual screens are subject to authority site confirmation.

type A1P-f


#01-15

type A1P-g

#01-16



Key Plan



• Area includes A/C ledge, balcony, PES, private roof terrace and void (where applicable). Orientations and facings will differ depending on the unit you are purchasing. Pls refer to the key plan. All plans are not to scale and are subject to changes as may be approved by the relevant authorities. All floor areas are estimates and are subject to final survey.  
 • Visual screens are subject to authority site confirmation.

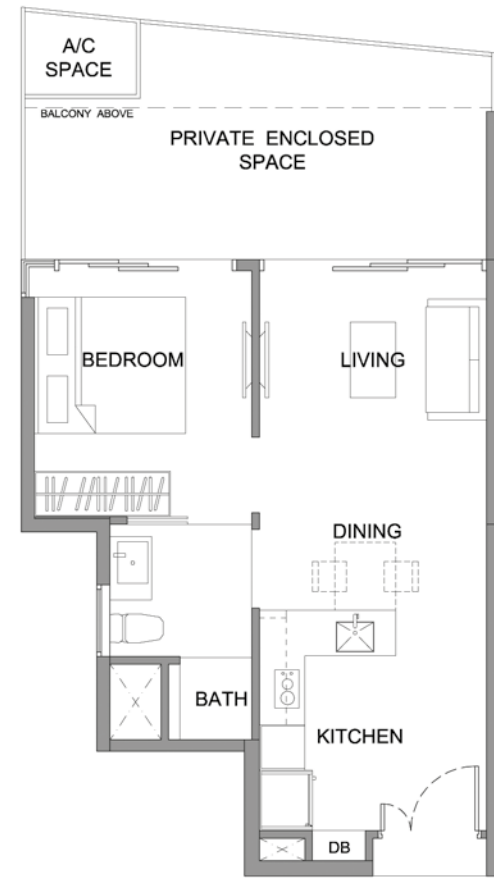
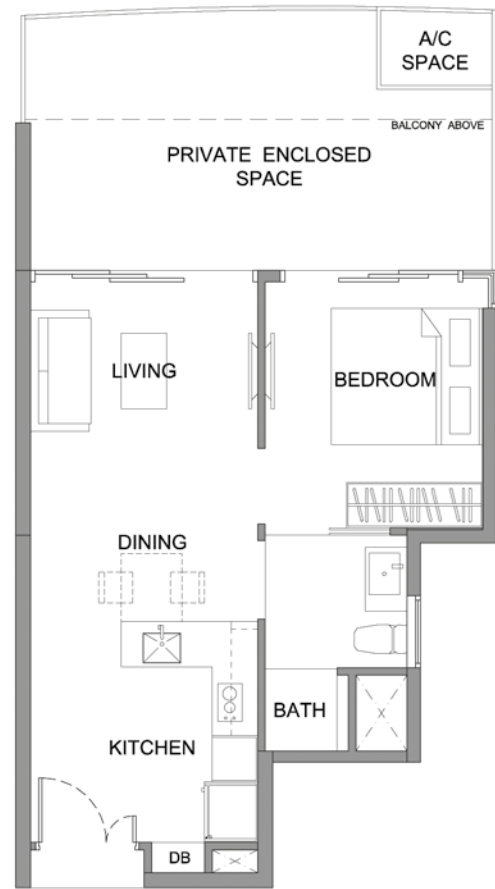


type A2P

#01-28

type A2P-a

#01-29

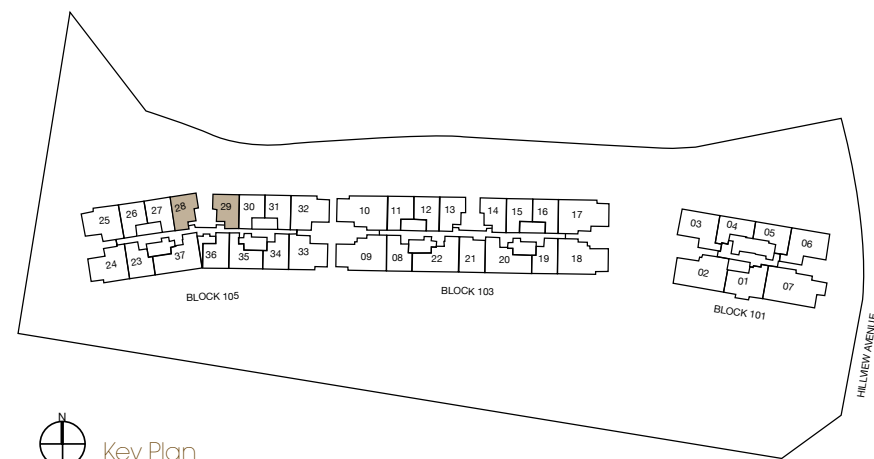
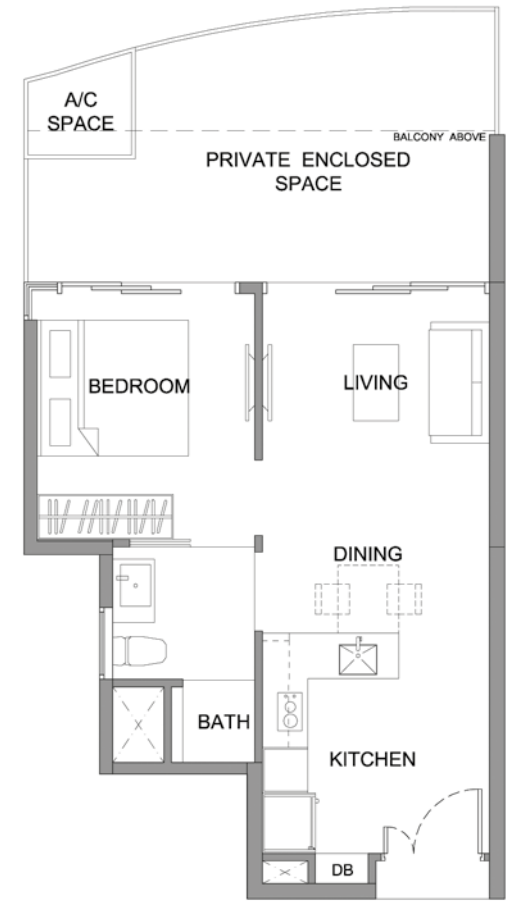
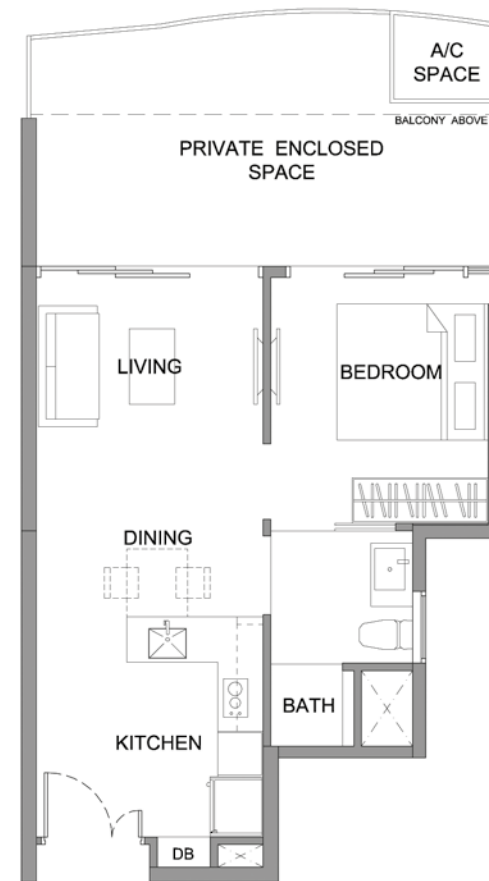


type A2P-b


#01-13

type A2P-c

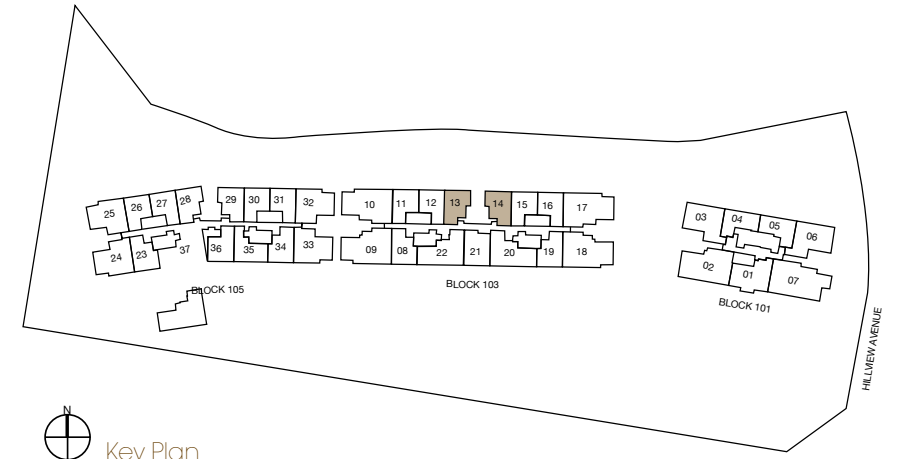

#01-14



Key Plan



• Area includes A/C ledge, balcony, PES, private roof terrace and void (where applicable). Orientations and facings will differ depending on the unit you are purchasing. Pls refer to the key plan. All plans are not to scale and are subject to changes as may be approved by the relevant authorities. All floor areas are estimates and are subject to final survey.  
 • Visual screens are subject to authority site confirmation.



Key Plan

• Area includes A/C ledge, balcony, PES, private roof terrace and void (where applicable). Orientations and facings will differ depending on the unit you are purchasing. Pls refer to the key plan. All plans are not to scale and are subject to changes as may be approved by the relevant authorities. All floor areas are estimates and are subject to final survey.  
 • Visual screens are subject to authority site confirmation.


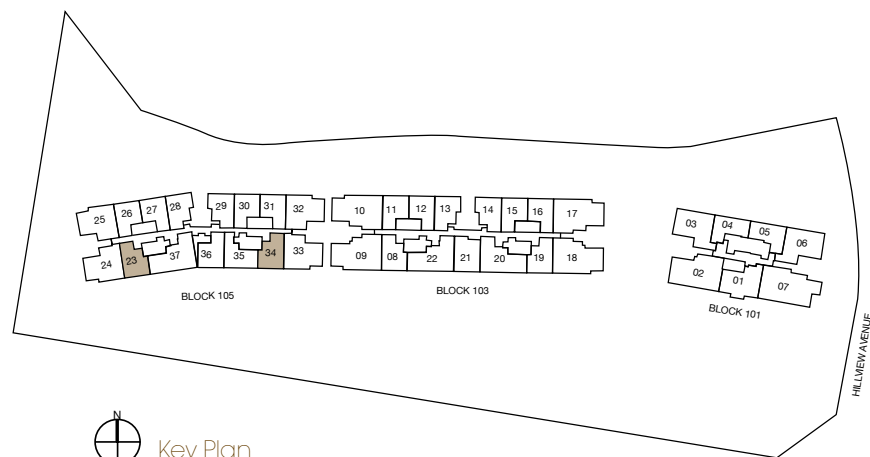
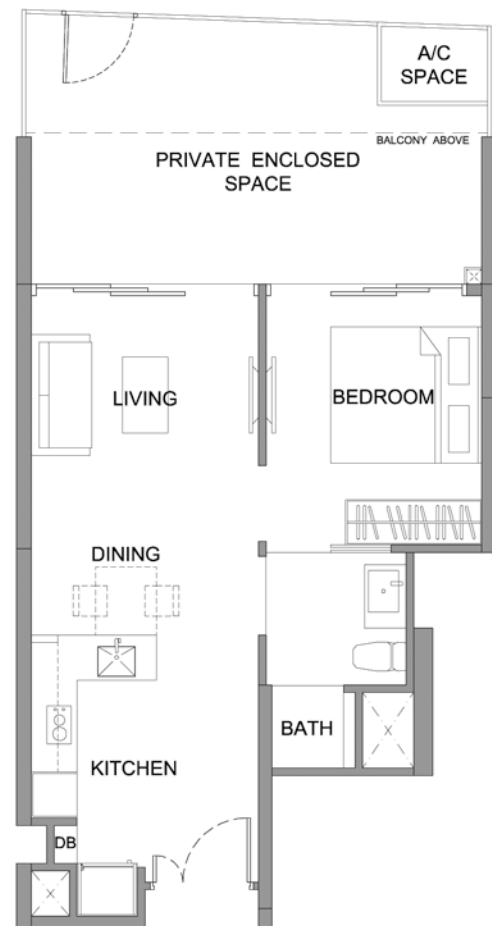
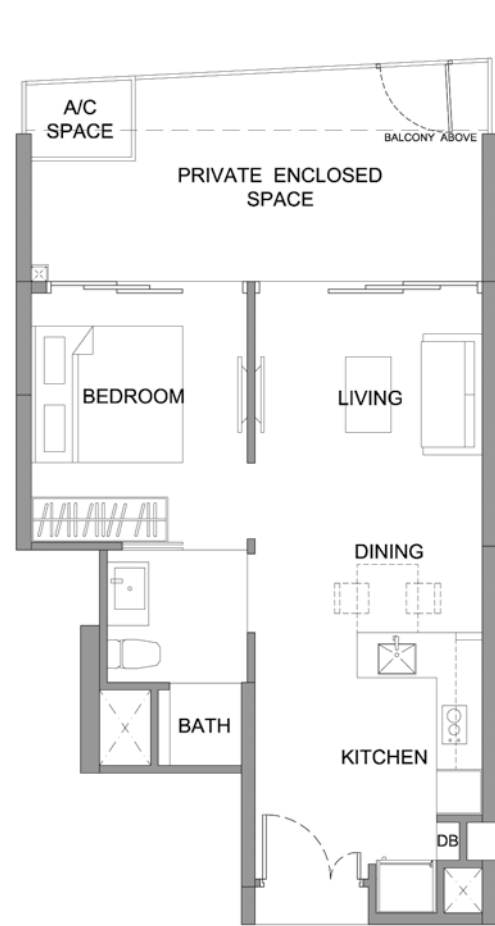


type A3P

#01-23

type A3P-a

#01-34




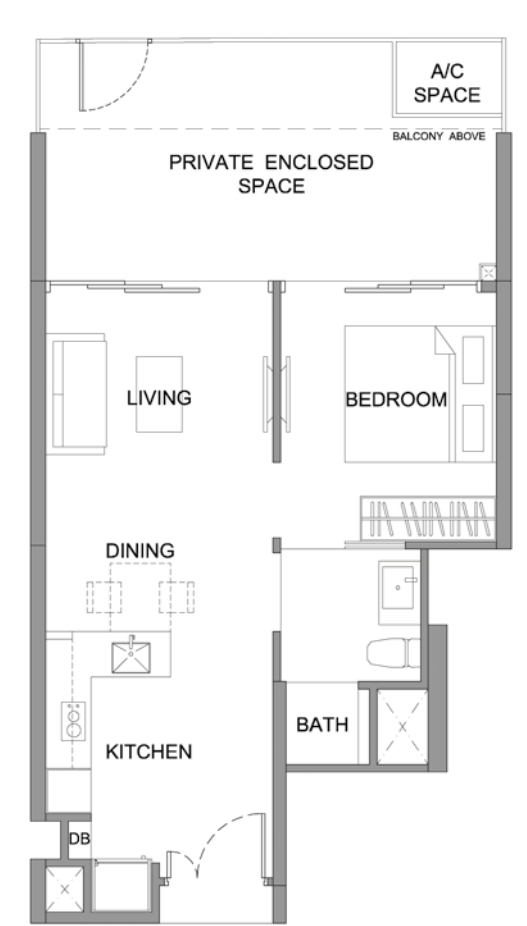
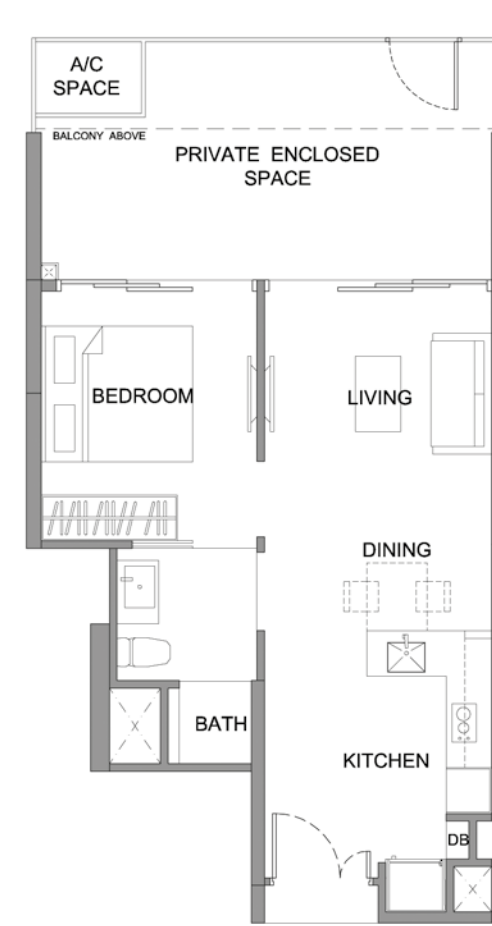
• Area includes A/C ledge, balcony, PES, private roof terrace and void (where applicable). Orientations and facings will differ depending on the unit you are purchasing. Pls refer to the key plan. All plans are not to scale and are subject to changes as may be approved by the relevant authorities. All floor areas are estimates and are subject to final survey.  
 • Visual screens are subject to authority site confirmation.

type A3P-b

#01-08

type A3P-c

#01-19



• Area includes A/C ledge, balcony, PES, private roof terrace and void (where applicable). Orientations and facings will differ depending on the unit you are purchasing. Pls refer to the key plan. All plans are not to scale and are subject to changes as may be approved by the relevant authorities. All floor areas are estimates and are subject to final survey.  
 • Visual screens are subject to authority site confirmation.

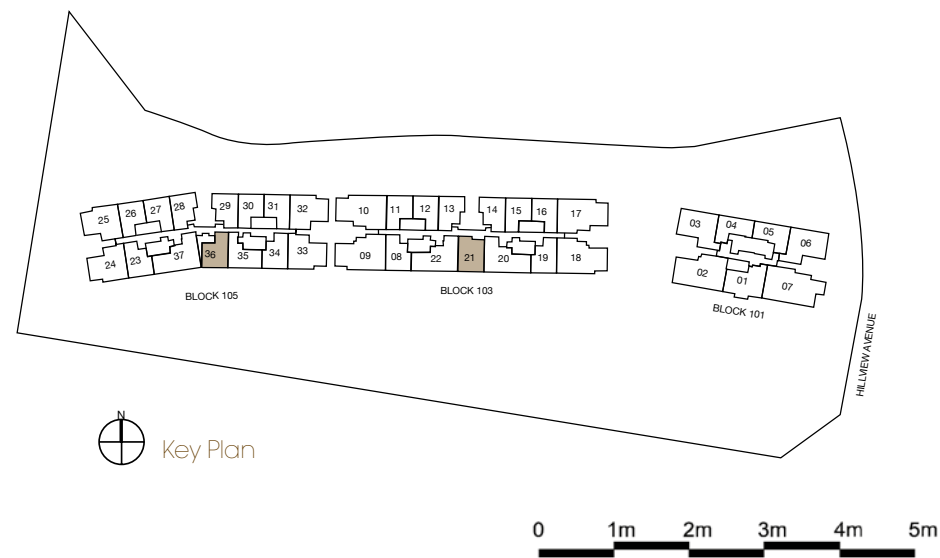
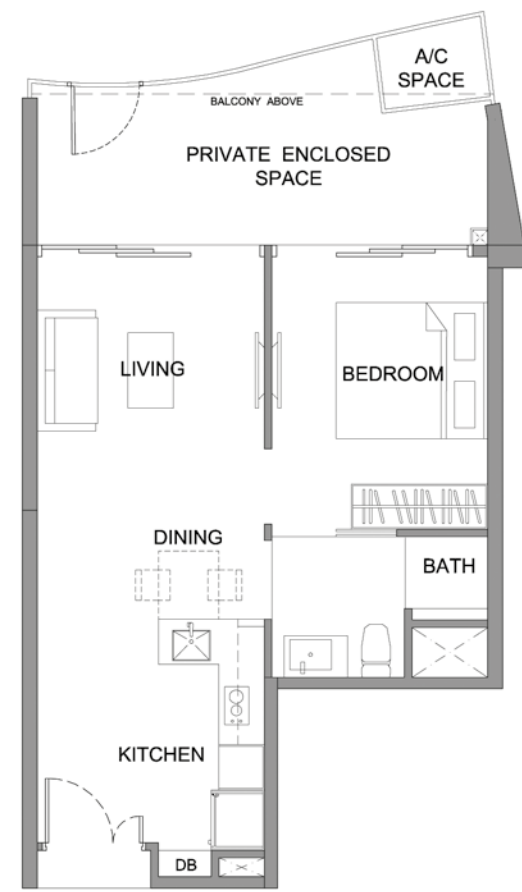


type A4P

#01-21

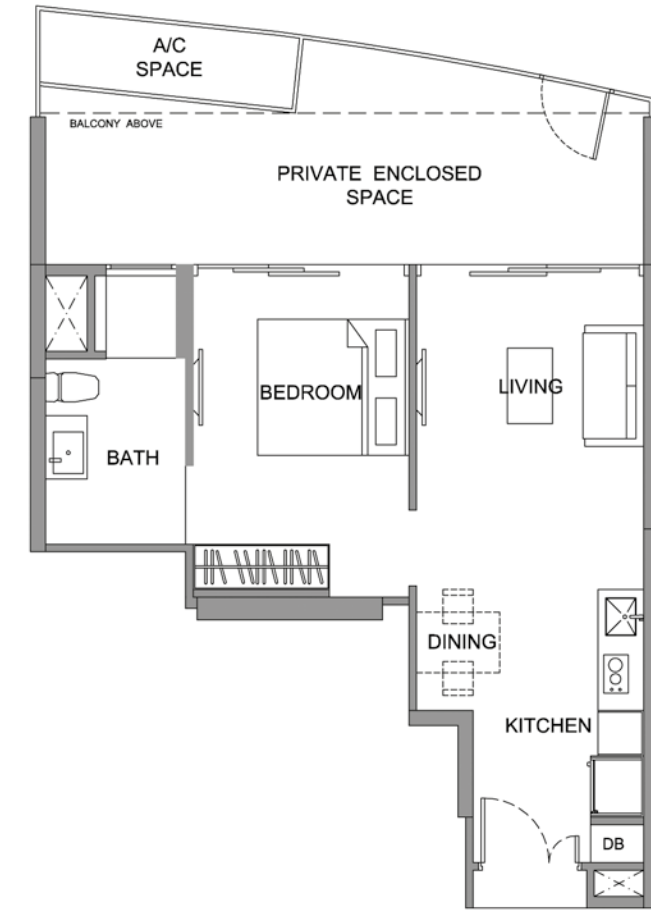
type A5P

#01-36



type A6P


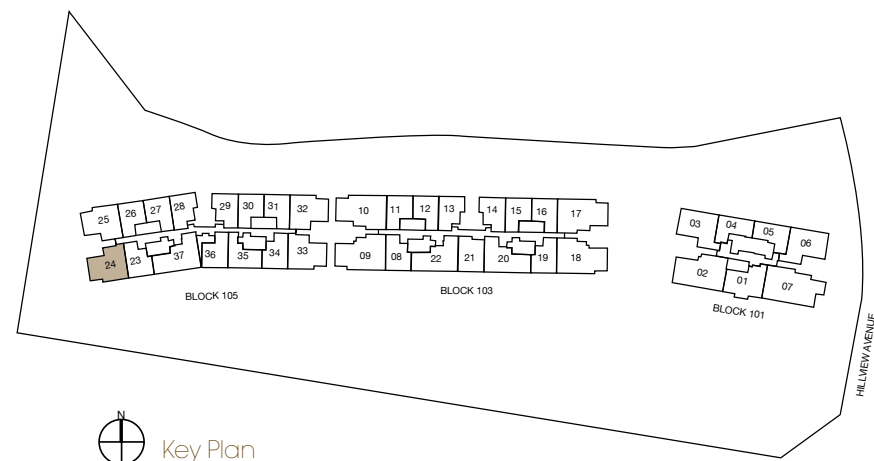
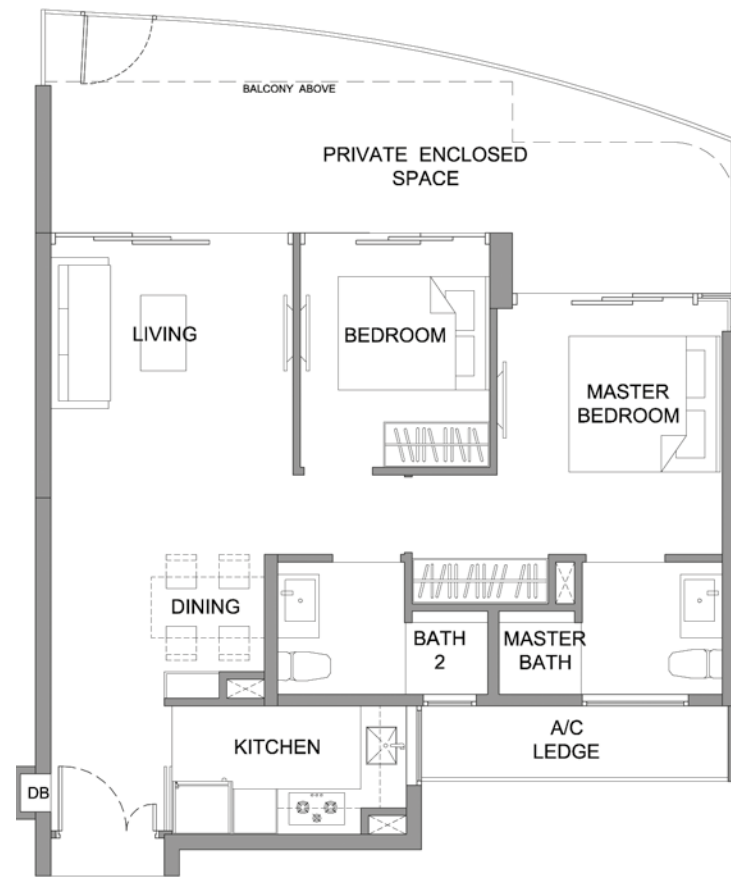
#01-35





type B1P


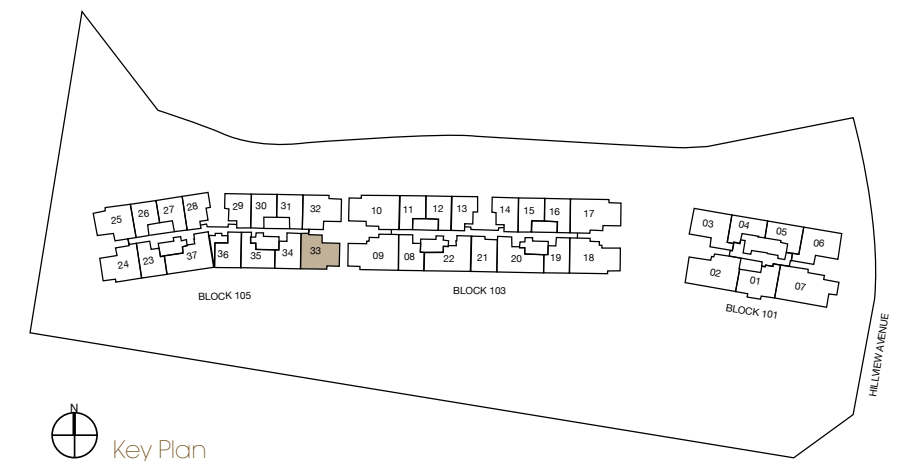
#01-24



• Area includes A/C ledge, balcony, PES, private roof terrace and void (where applicable). Orientations and facings will differ depending on the unit you are purchasing. Pls refer to the key plan. All plans are not to scale and are subject to changes as may be approved by the relevant authorities. All floor areas are estimates and are subject to final survey.  
• Visual screens are subject to authority site confirmation.

type B1P-a

#01-33


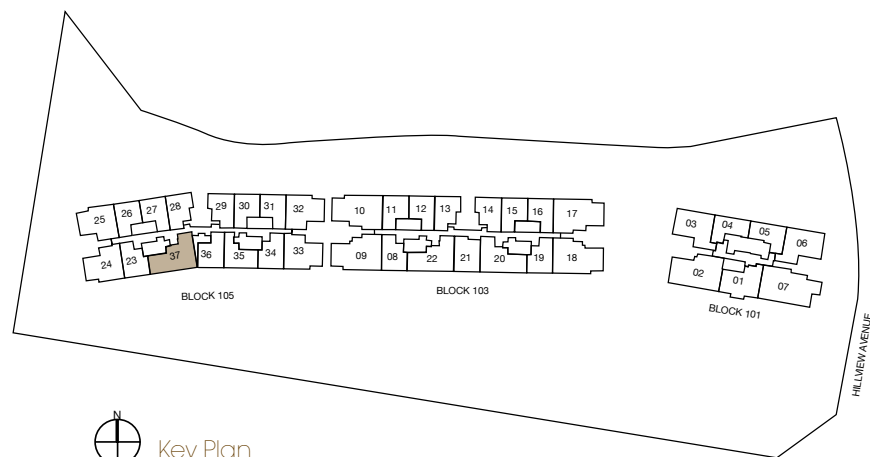
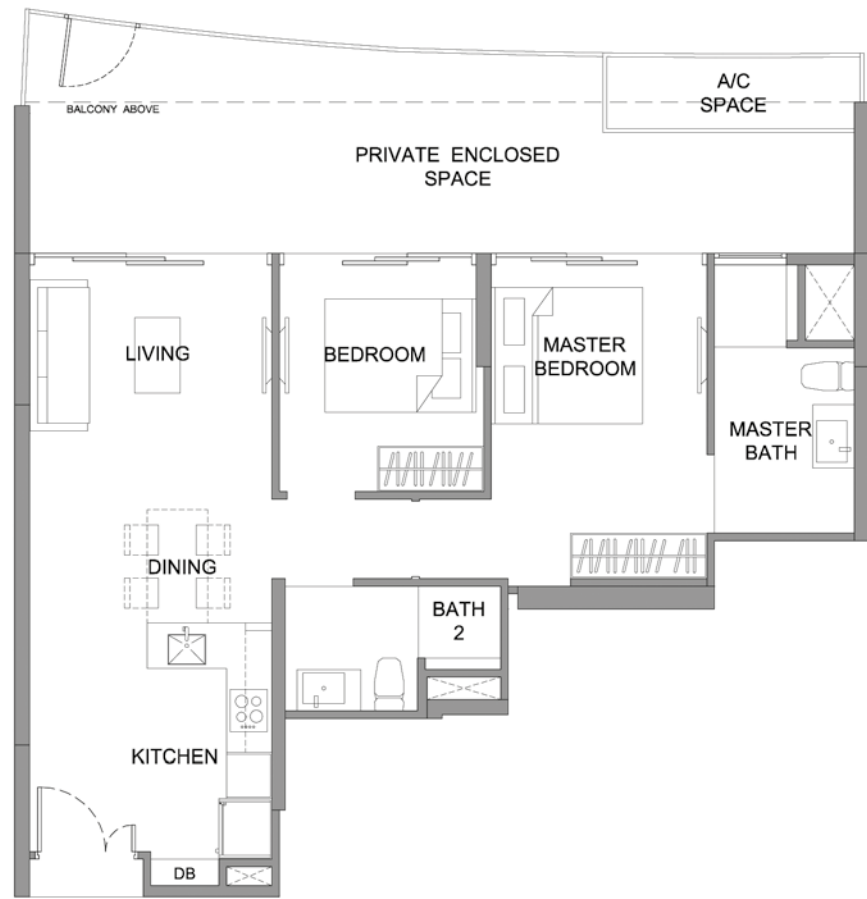


• Area includes A/C ledge, balcony, PES, private roof terrace and void (where applicable). Orientations and facings will differ depending on the unit you are purchasing. Pls refer to the key plan. All plans are not to scale and are subject to changes as may be approved by the relevant authorities. All floor areas are estimates and are subject to final survey.  
• Visual screens are subject to authority site confirmation.



type B2P


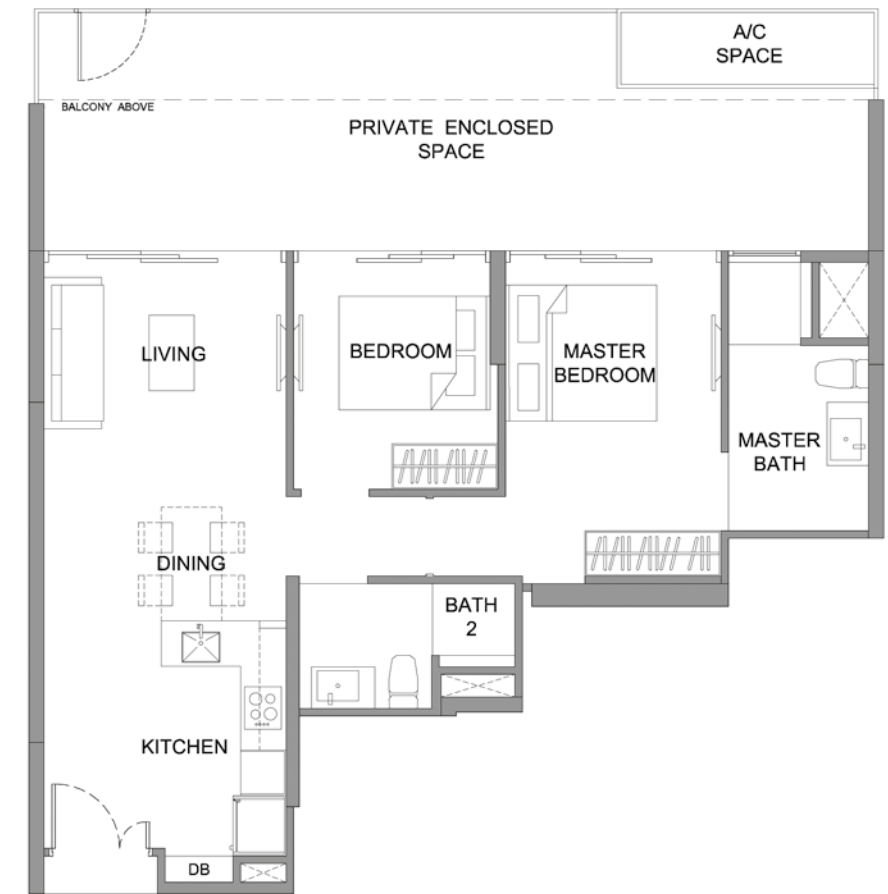
#01-37



• Area includes A/C ledge, balcony, PES, private roof terrace and void (where applicable). Orientations and facings will differ depending on the unit you are purchasing. Pls refer to the key plan. All plans are not to scale and are subject to changes as may be approved by the relevant authorities. All floor areas are estimates and are subject to final survey.  
 • Visual screens are subject to authority site confirmation.

type B2P-a


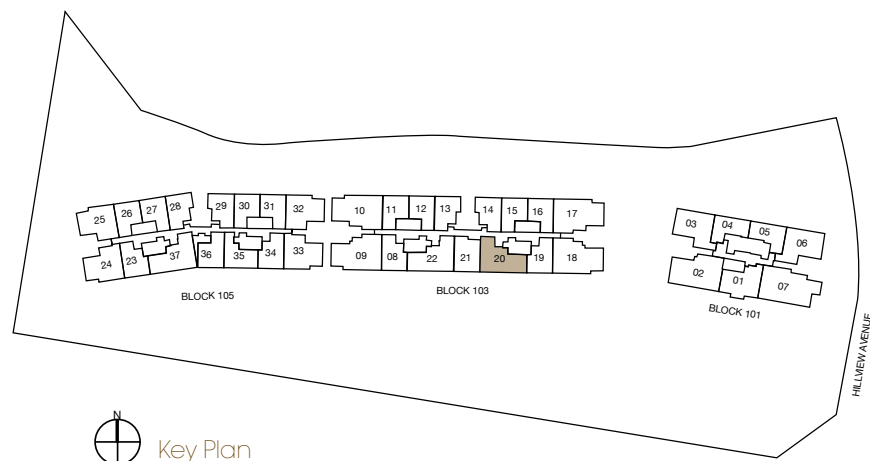
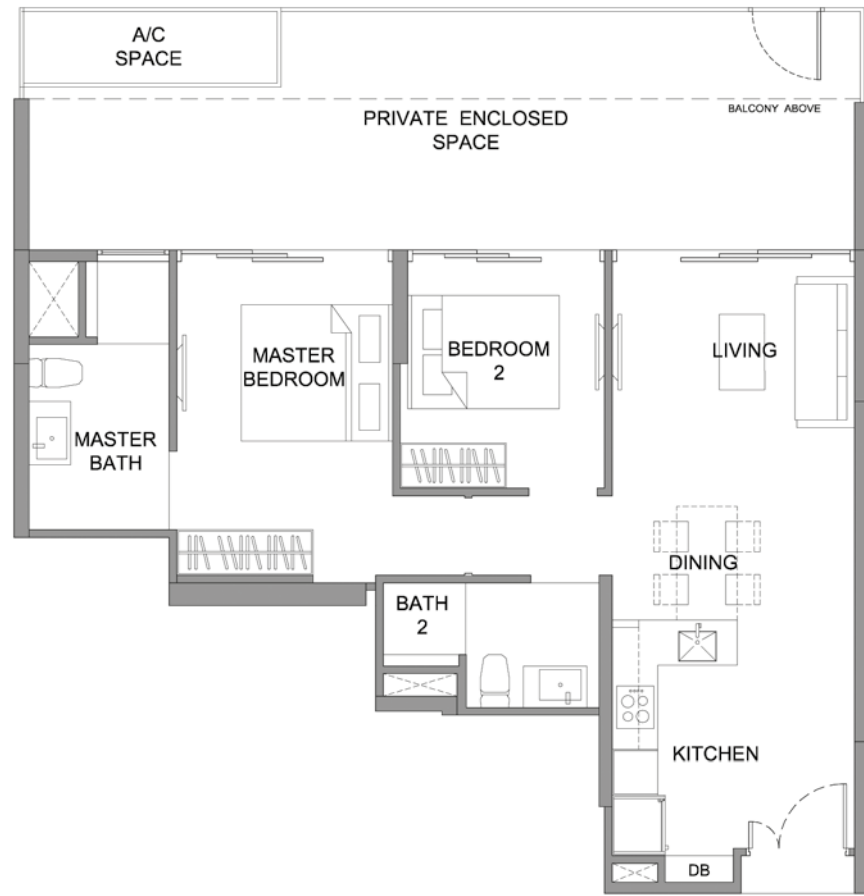
#01-22



• Area includes A/C ledge, balcony, PES, private roof terrace and void (where applicable). Orientations and facings will differ depending on the unit you are purchasing. Pls refer to the key plan. All plans are not to scale and are subject to changes as may be approved by the relevant authorities. All floor areas are estimates and are subject to final survey.  
 • Visual screens are subject to authority site confirmation.

type B2P-b


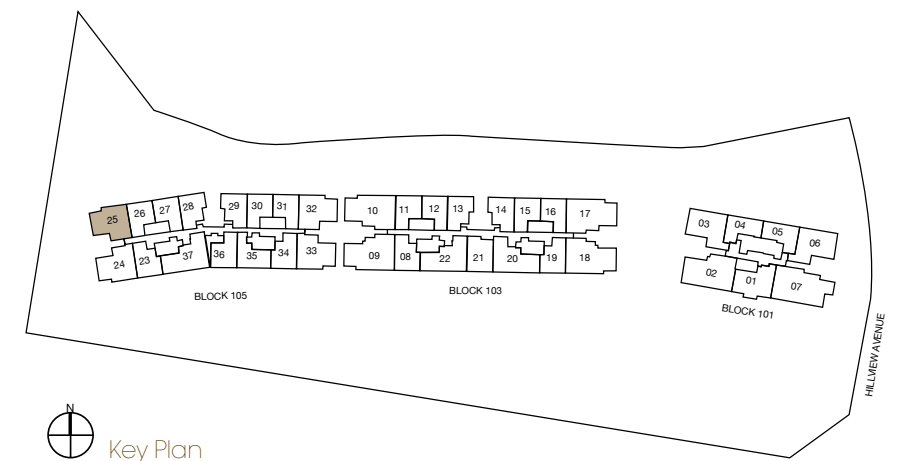
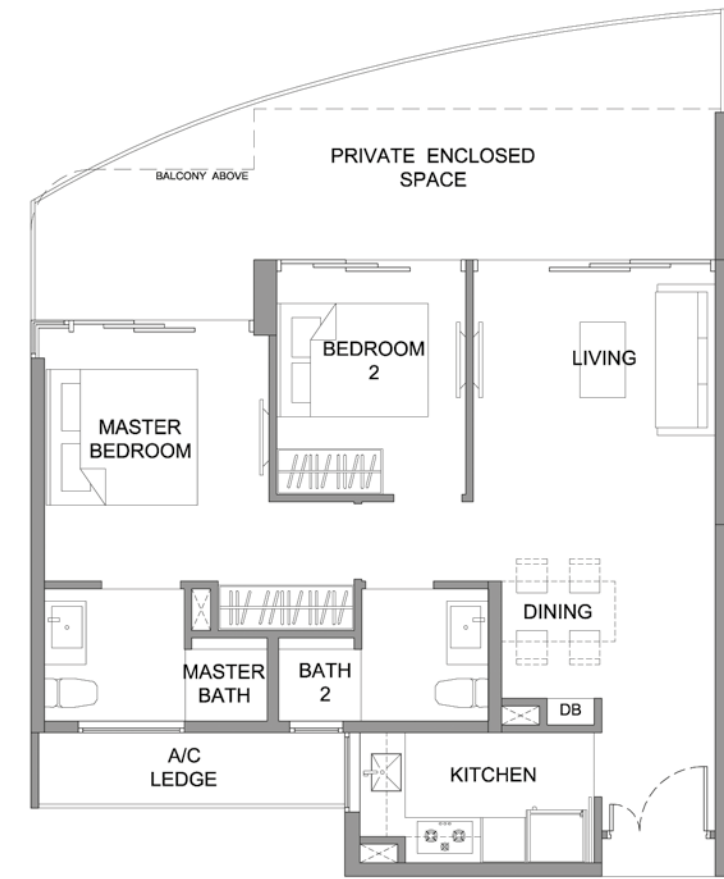
#01-20



• Area includes A/C ledge, balcony, PES, private roof terrace and void (where applicable). Orientations and facings will differ depending on the unit you are purchasing. Pls refer to the key plan. All plans are not to scale and are subject to changes as may be approved by the relevant authorities. All floor areas are estimates and are subject to final survey.  
 • Visual screens are subject to authority site confirmation.

type B3P

#01-25


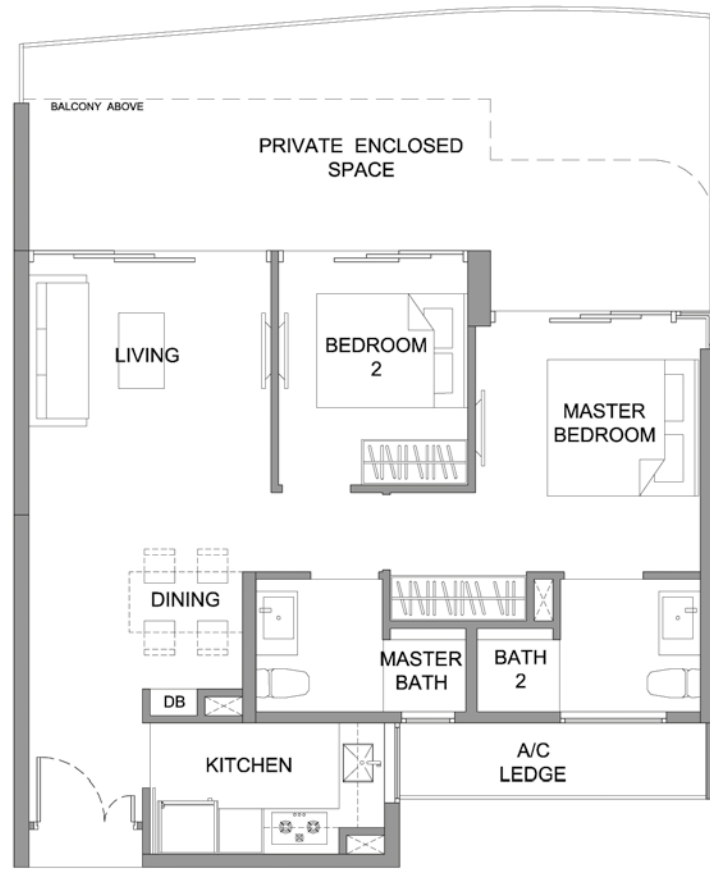


• Area includes A/C ledge, balcony, PES, private roof terrace and void (where applicable). Orientations and facings will differ depending on the unit you are purchasing. Pls refer to the key plan. All plans are not to scale and are subject to changes as may be approved by the relevant authorities. All floor areas are estimates and are subject to final survey.  
 • Visual screens are subject to authority site confirmation.




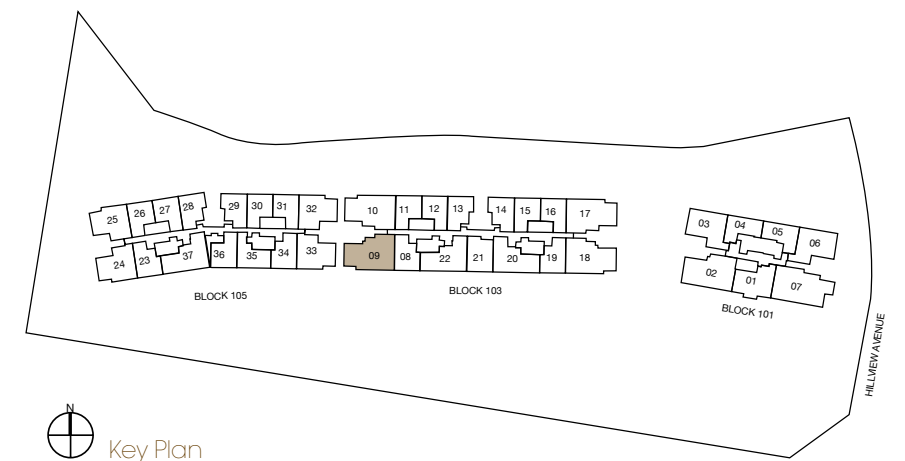
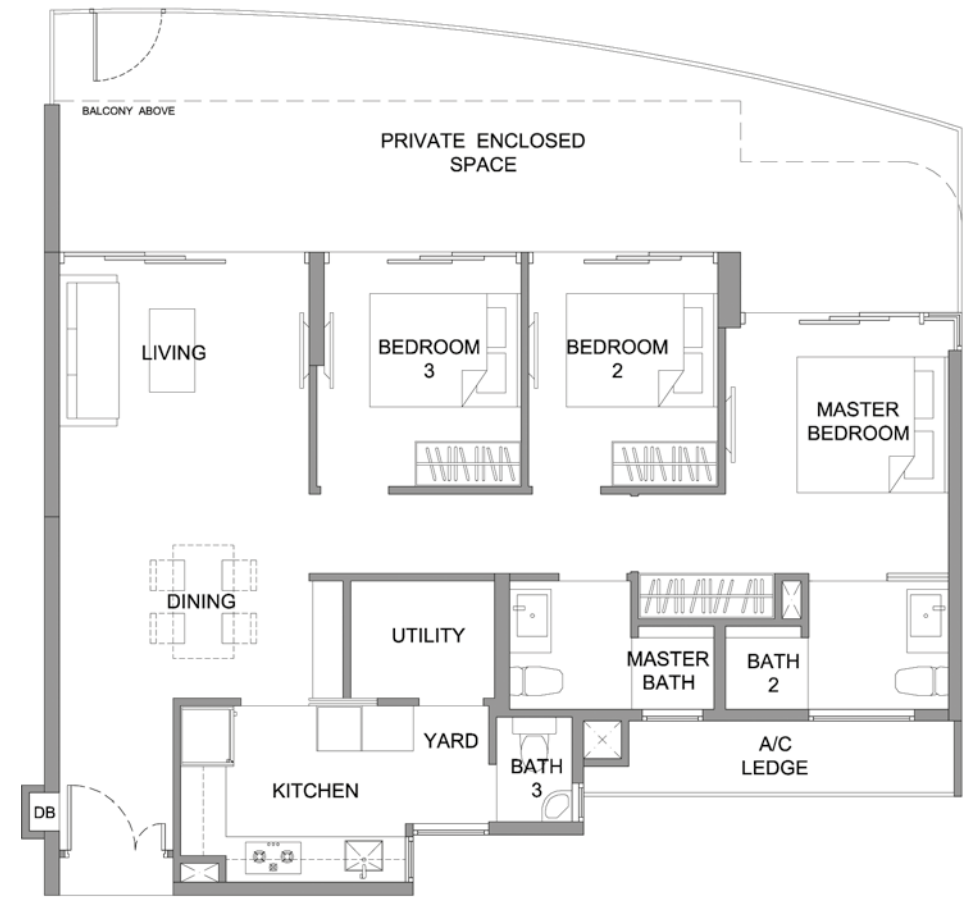
type B3P-a

#01-32




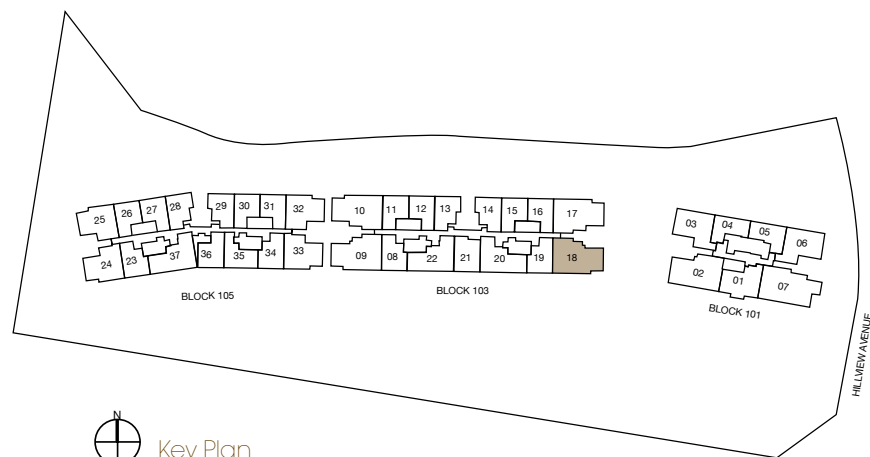
type C1P

#01-09



type C1P-a


#01-18



• Area includes A/C ledge, balcony, PES, private roof terrace and void (where applicable). Orientations and facings will differ depending on the unit you are purchasing. Pls refer to the key plan. All plans are not to scale and are subject to changes as may be approved by the relevant authorities. All floor areas are estimates and are subject to final survey.  
• Visual screens are subject to authority site confirmation.

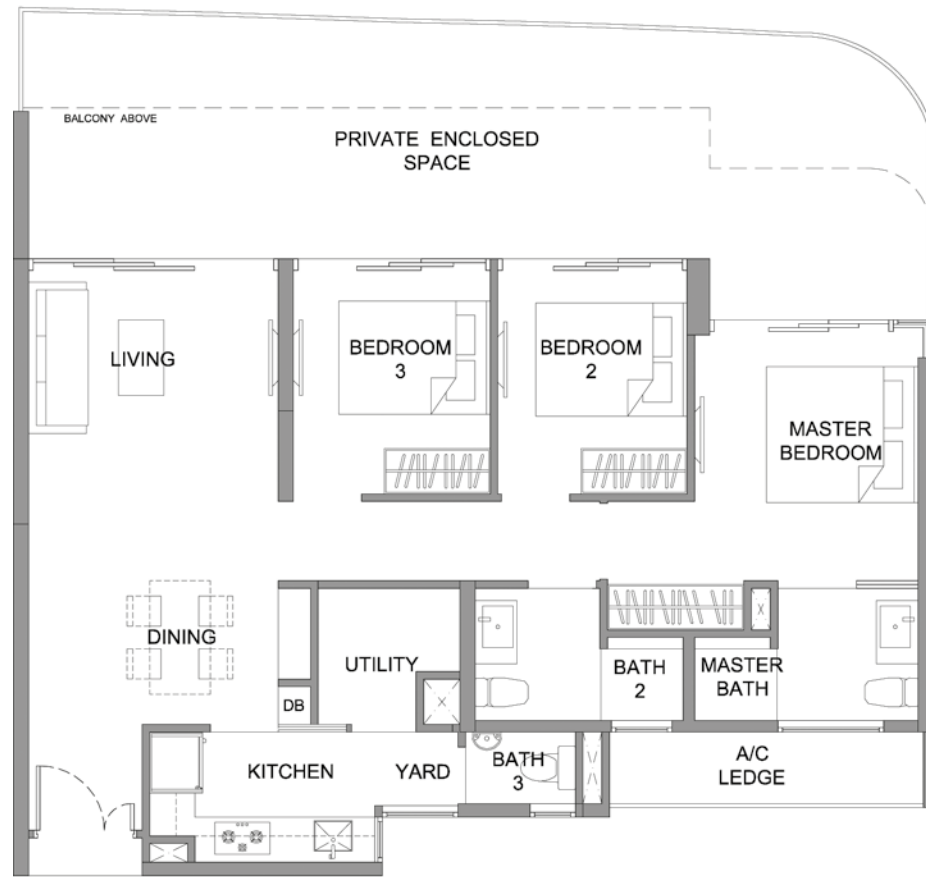
type C2P

#01-10

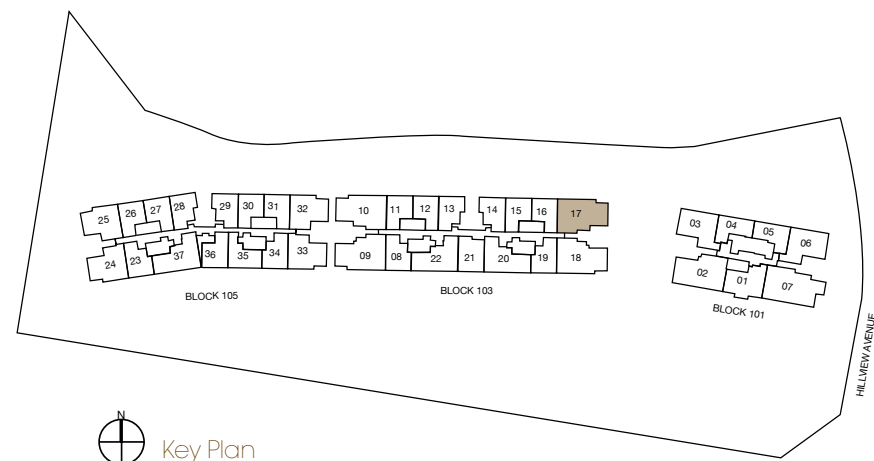


• Area includes A/C ledge, balcony, PES, private roof terrace and void (where applicable). Orientations and facings will differ depending on the unit you are purchasing. Pls refer to the key plan. All plans are not to scale and are subject to changes as may be approved by the relevant authorities. All floor areas are estimates and are subject to final survey.  
• Visual screens are subject to authority site confirmation.






1 BEDROOM



Key Plan




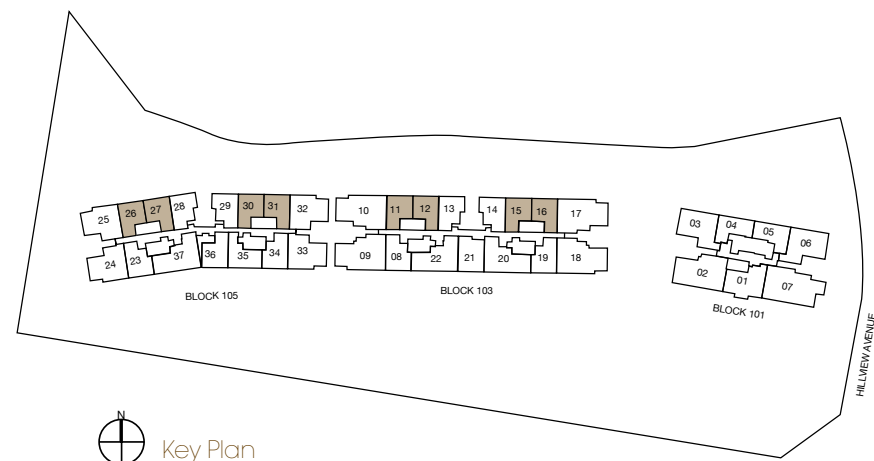
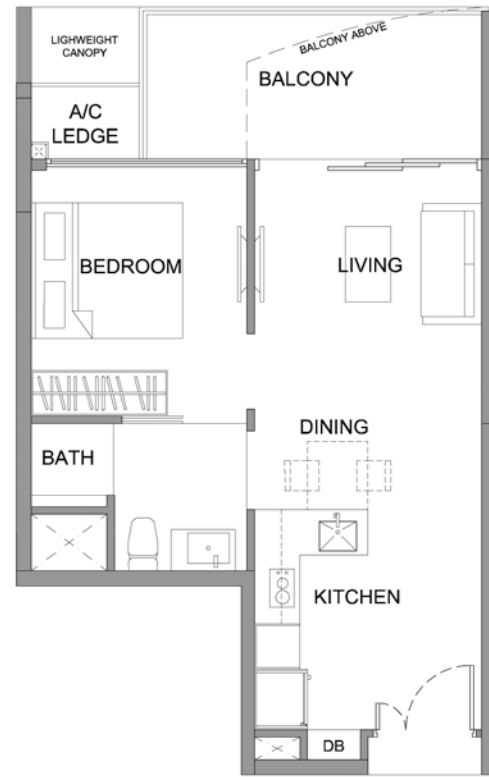
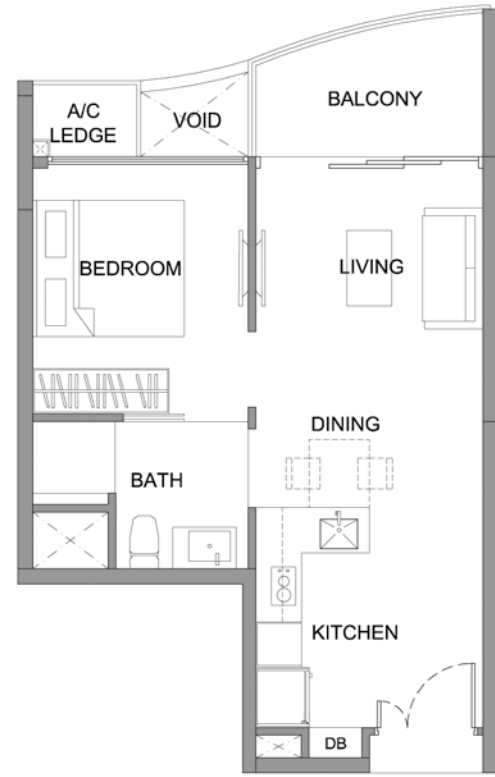
# 1 BEDROOM

## type A1

#03-12 to #10-12 #03-11 to #10-11 (mirror)  
 #03-16 to #10-16 #03-15 to #10-15 (mirror)  
 #03-27 to #10-27 #03-26 to #10-26 (mirror)  
 #03-31 to #10-31 #03-30 to #10-30 (mirror)

## type A1-a

#02-12 #02-11 (mirror)  
 #02-16 #02-15 (mirror)  
 #02-27 #02-26 (mirror)  
 #02-31 #02-30 (mirror)



• Area includes A/C ledge, balcony, PES, private roof terrace and void (where applicable). Orientations and facings will differ depending on the unit you are purchasing. Pls refer to the key plan. All plans are not to scale and are subject to changes as may be approved by the relevant authorities. All floor areas are estimates and are subject to final survey.  
 • Visual screens are subject to authority site confirmation.


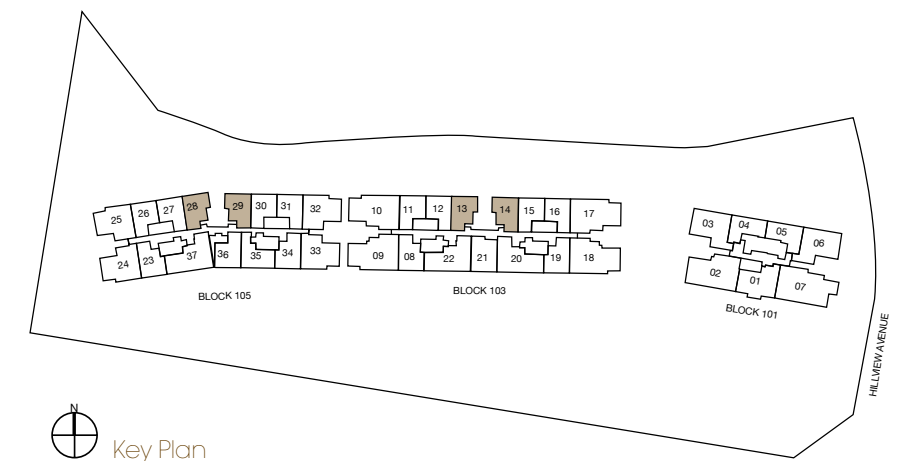
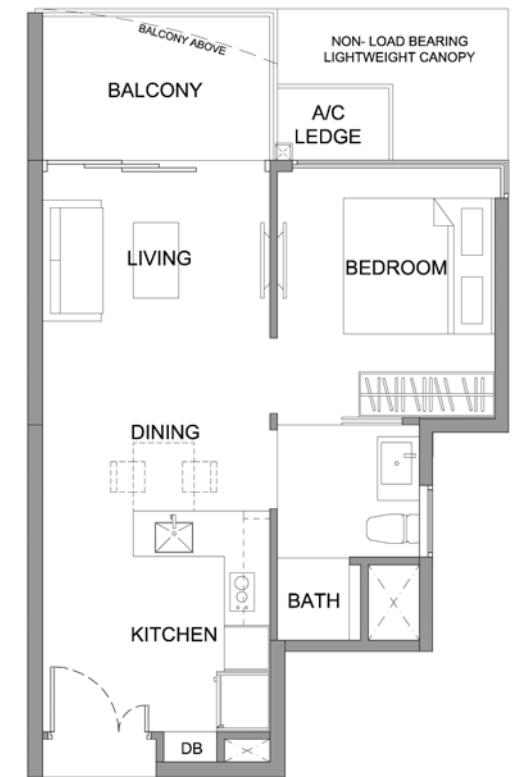
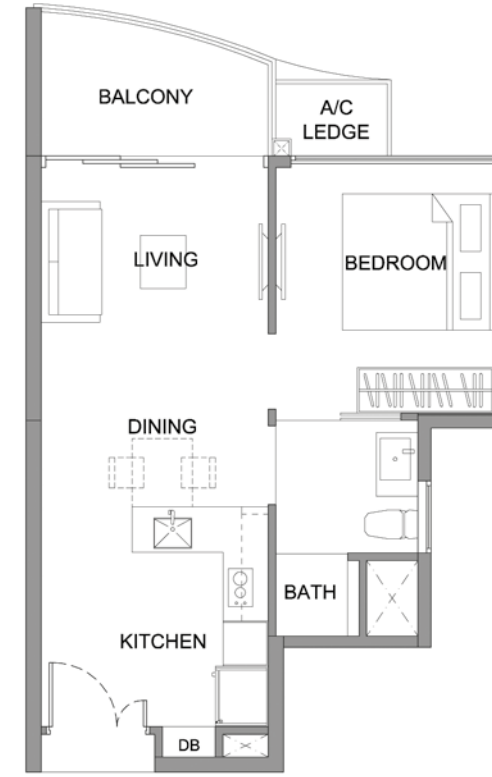
# 1 BEDROOM

## type A2

#03-28 to #10-28 #03-29 to #10-29 (mirror)  
 #03-13 to #10-13 #03-14 to #10-14 (mirror)

## type A2-a

#02-28 #02-29 (mirror)  
 #02-13 #02-14 (mirror)



• Area includes A/C ledge, balcony, PES, private roof terrace and void (where applicable). Orientations and facings will differ depending on the unit you are purchasing. Pls refer to the key plan. All plans are not to scale and are subject to changes as may be approved by the relevant authorities. All floor areas are estimates and are subject to final survey.  
 • Visual screens are subject to authority site confirmation.



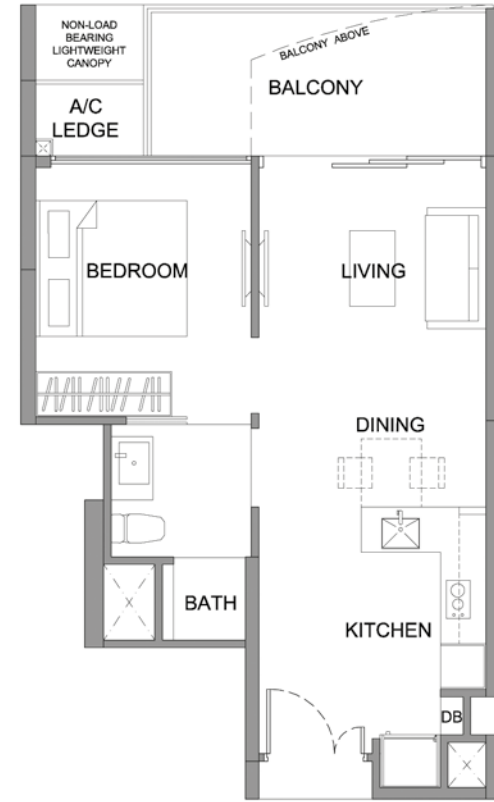
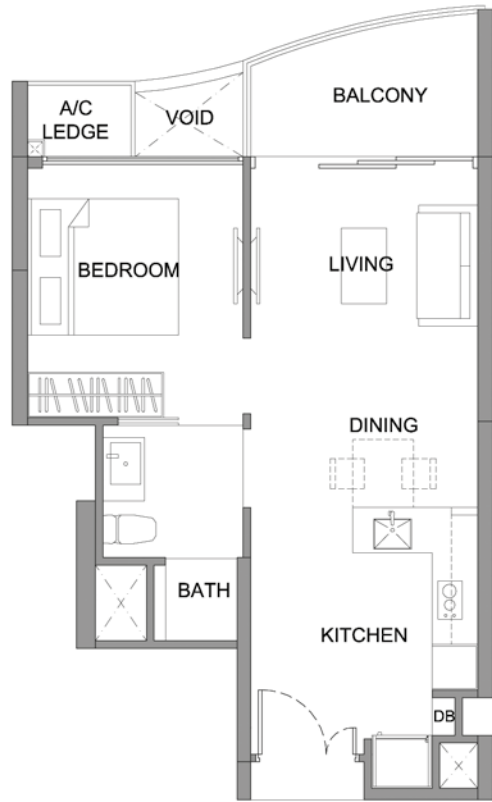
# 1 BEDROOM

## type A3


#03-23 to #10-23 #03-34 to #10-34 (mirror)  
 #03-08 to #10-08 #03-19 to #10-19 (mirror)

## type A3-a

#02-23 #02-08  
 #02-34 (mirror) #02-19 (mirror)



Key Plan



• Area includes A/C ledge, balcony, PES, private roof terrace and void (where applicable). Orientations and facings will differ depending on the unit you are purchasing. Pls refer to the key plan. All plans are not to scale and are subject to changes as may be approved by the relevant authorities. All floor areas are estimates and are subject to final survey.  
 • Visual screens are subject to authority site confirmation.

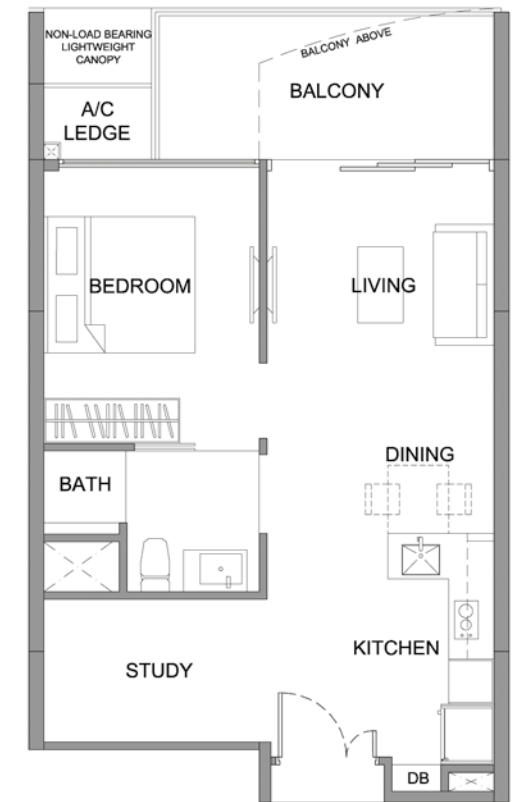
# 1 BEDROOM

## type A4


#03-21 to #10-21

## type A4-a

#02-21



Key Plan



• Area includes A/C ledge, balcony, PES, private roof terrace and void (where applicable). Orientations and facings will differ depending on the unit you are purchasing. Pls refer to the key plan. All plans are not to scale and are subject to changes as may be approved by the relevant authorities. All floor areas are estimates and are subject to final survey.  
 • Visual screens are subject to authority site confirmation.


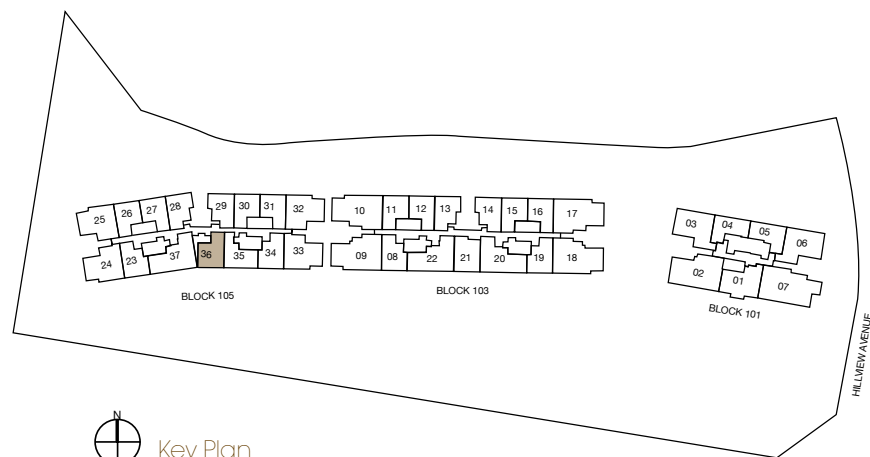
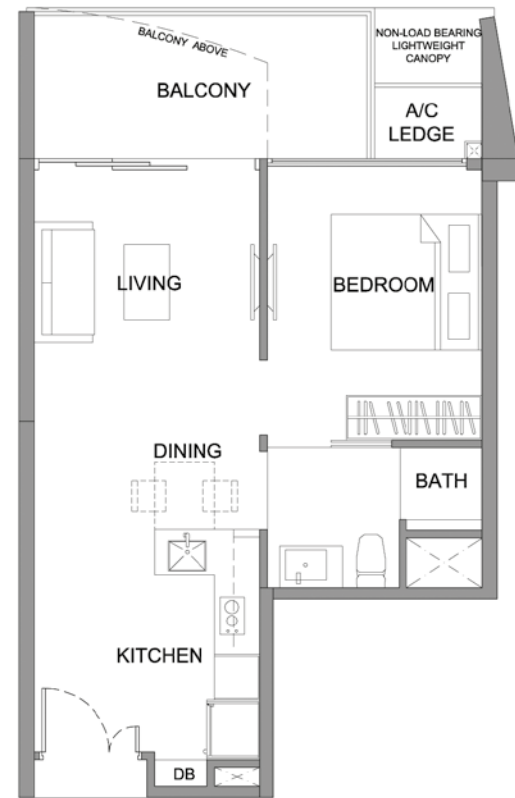
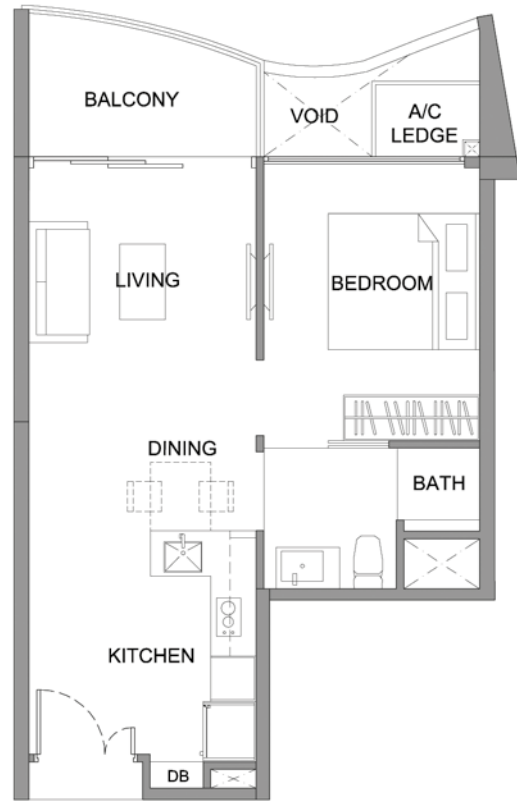
# 1 BEDROOM

## type A5

#03-36 to #10-36

## type A5-a


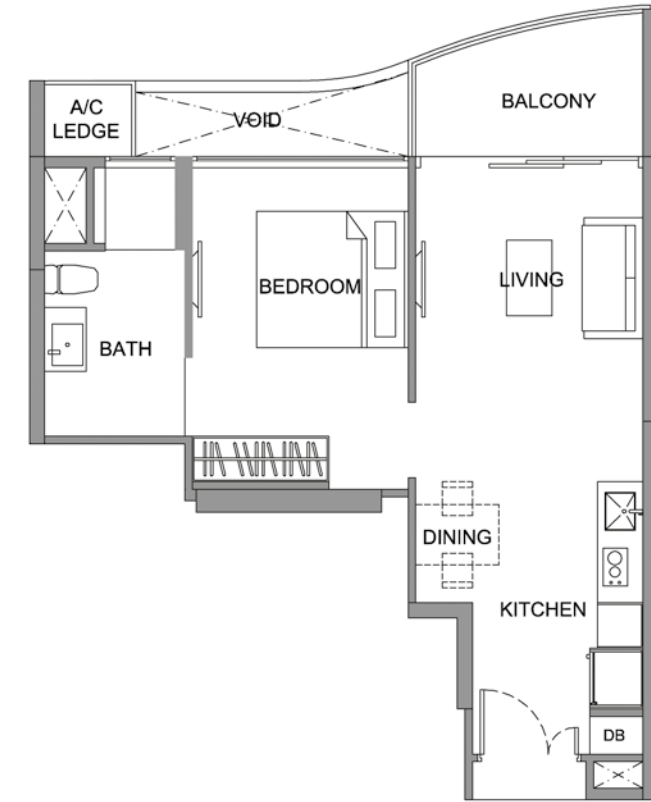
#02-36



# 1 BEDROOM

## type A6

#03-35 to #10-35






# 1 BEDROOM

type A6-a

#02-35




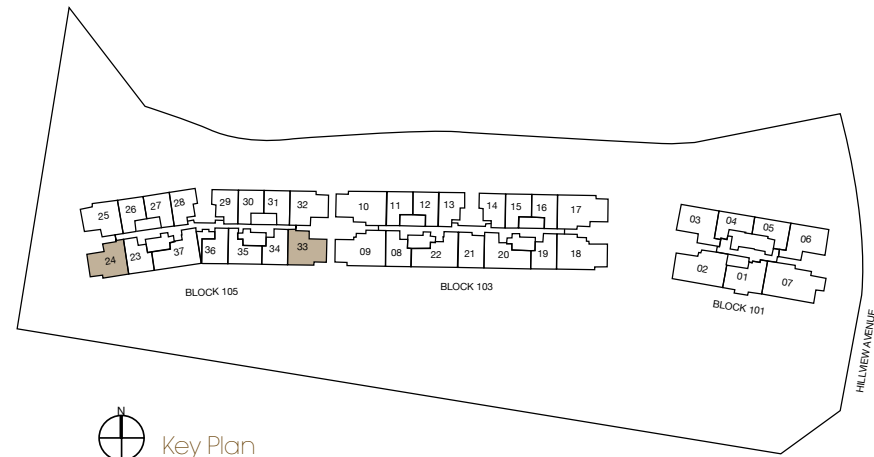
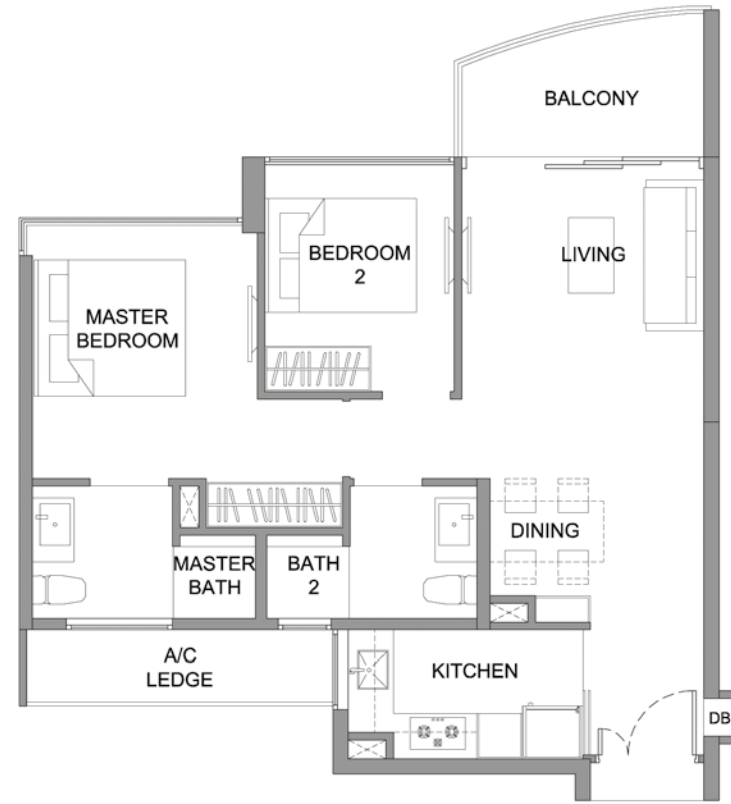
# 2 BEDROOMS



## 2 BEDROOMS

### type B1

#03-33 to #10-33  
#03-24 to #10-24 (mirror)




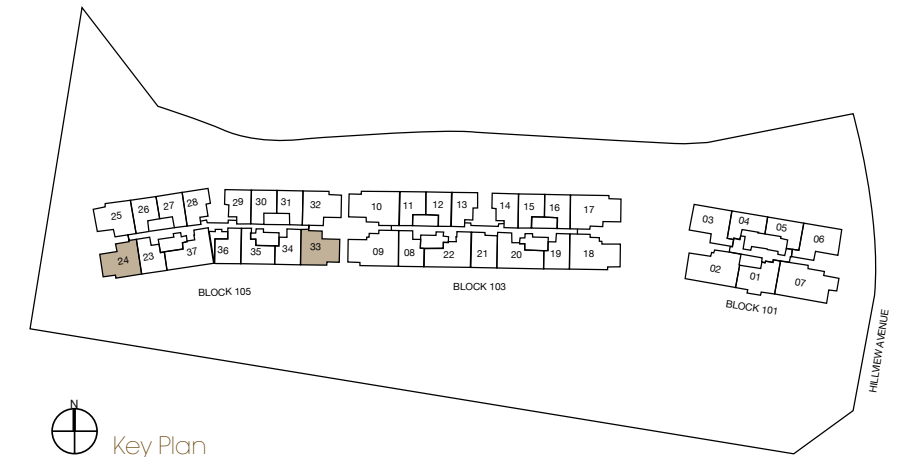
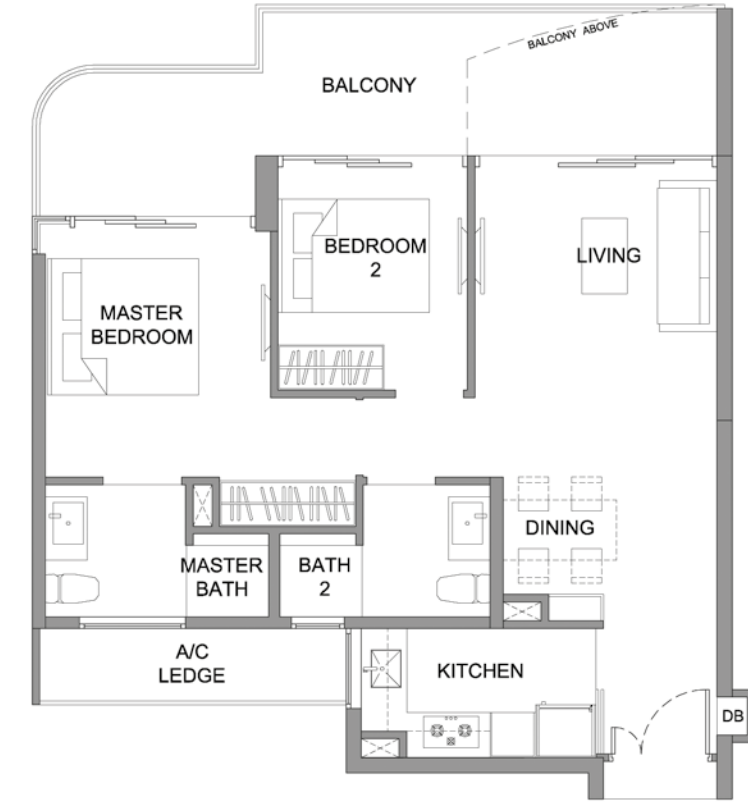
KINGSFORD  
**hillviewpeak**

• Area includes A/C ledge, balcony, PES, private roof terrace and void (where applicable). Orientations and facings will differ depending on the unit you are purchasing. Pls refer to the key plan. All plans are not to scale and are subject to changes as may be approved by the relevant authorities. All floor areas are estimates and are subject to final survey.  
• Visual screens are subject to authority site confirmation.

## 2 BEDROOMS

### type B1a

#02-33 #02-24 (mirror)



KINGSFORD  
**hillviewpeak**


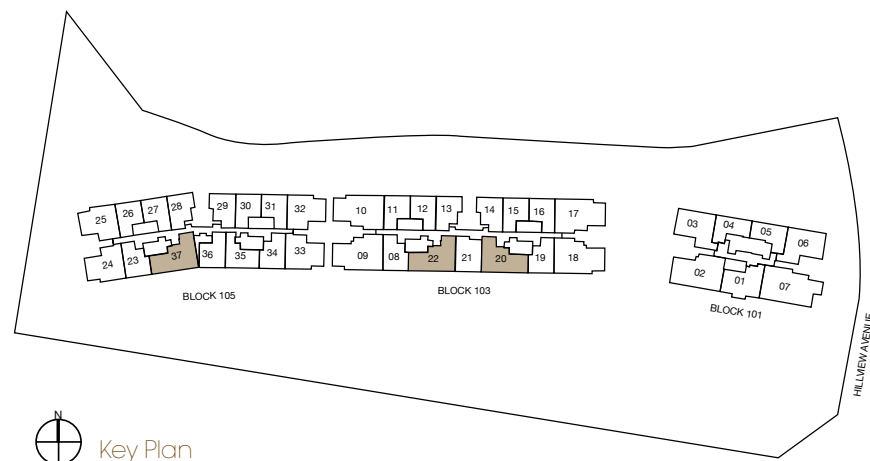
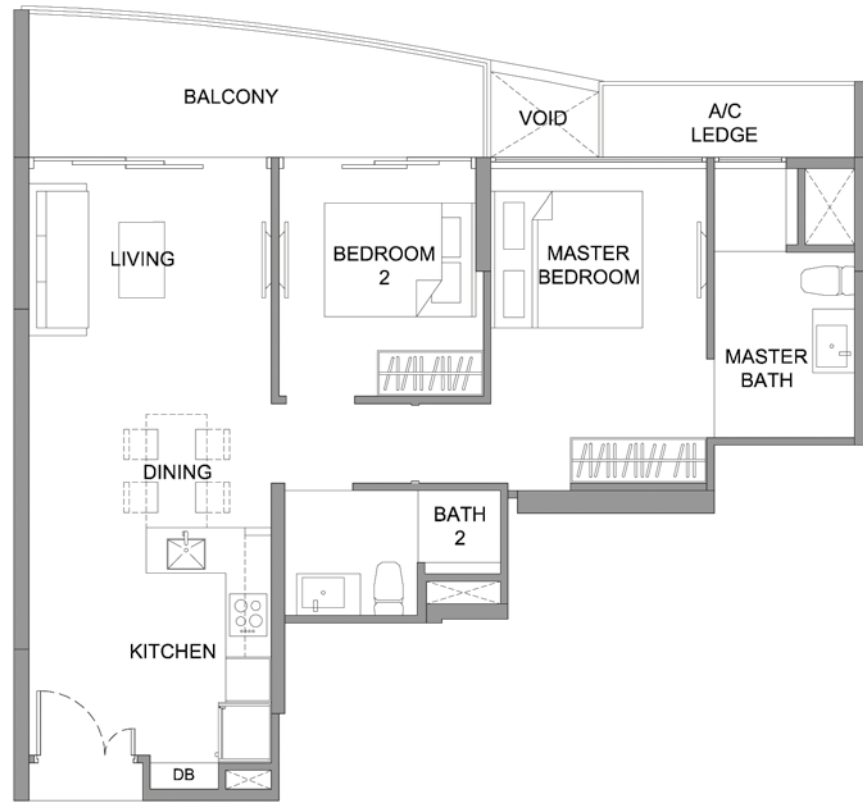
• Area includes A/C ledge, balcony, PES, private roof terrace and void (where applicable). Orientations and facings will differ depending on the unit you are purchasing. Pls refer to the key plan. All plans are not to scale and are subject to changes as may be approved by the relevant authorities. All floor areas are estimates and are subject to final survey.  
• Visual screens are subject to authority site confirmation.



## 2 BEDROOMS

### type B2

#03-37 to #10-37  
 #03-22 to #10-22  
 #03-20 to #10-20 (mirror)




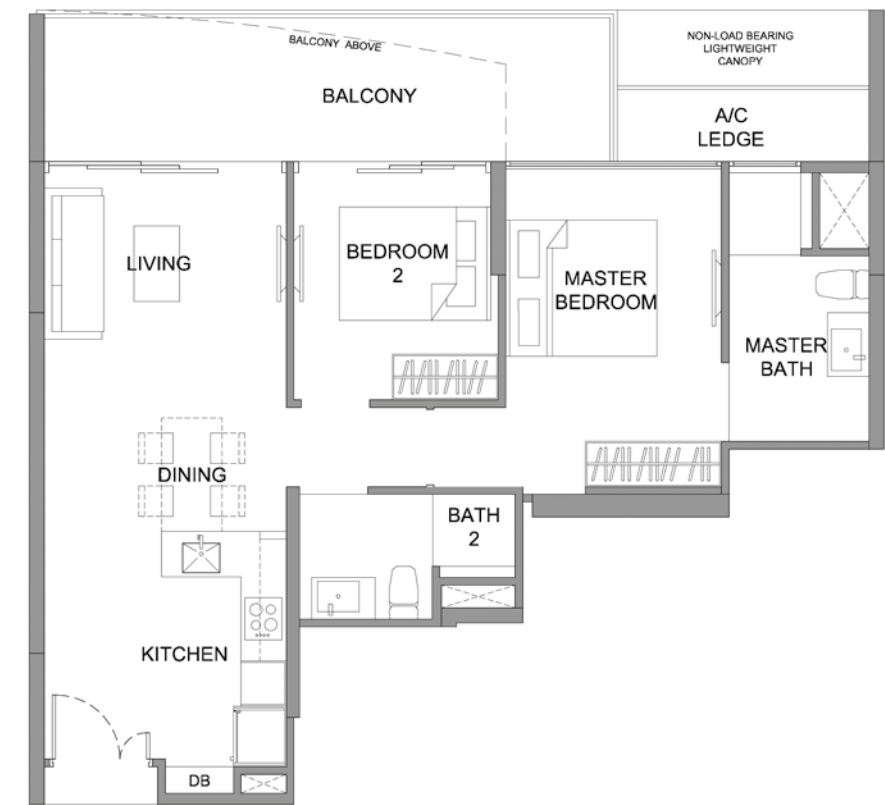
KINGSFORD  
**hillviewpeak**

• Area includes A/C ledge, balcony, PES, private roof terrace and void (where applicable). Orientations and facings will differ depending on the unit you are purchasing. Pls refer to the key plan. All plans are not to scale and are subject to changes as may be approved by the relevant authorities. All floor areas are estimates and are subject to final survey.  
 • Visual screens are subject to authority site confirmation.

## 2 BEDROOMS

### type B2a

#02-37 #02-22  
 #02-20 (mirror)



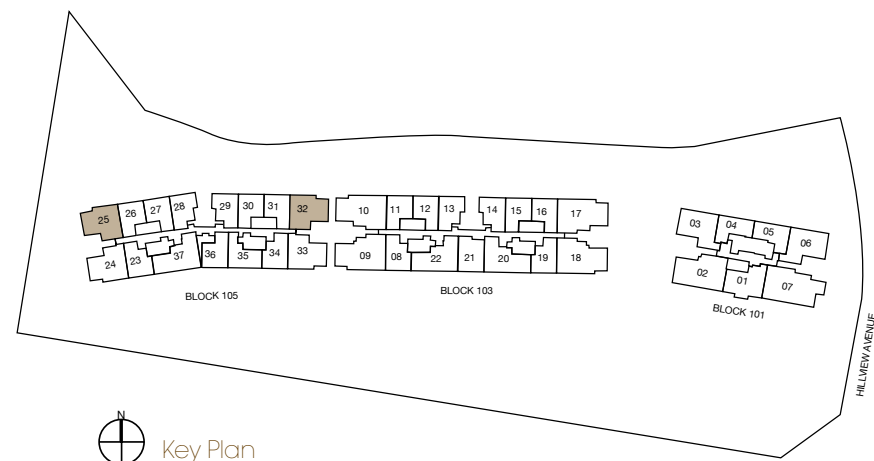
KINGSFORD  
**hillviewpeak**

• Area includes A/C ledge, balcony, PES, private roof terrace and void (where applicable). Orientations and facings will differ depending on the unit you are purchasing. Pls refer to the key plan. All plans are not to scale and are subject to changes as may be approved by the relevant authorities. All floor areas are estimates and are subject to final survey.  
 • Visual screens are subject to authority site confirmation.

## 2 BEDROOMS

### type B3

#03-32 to #10-32  
#03-25 to #10-25 (mirror)



0 1m 2m 3m 4m 5m

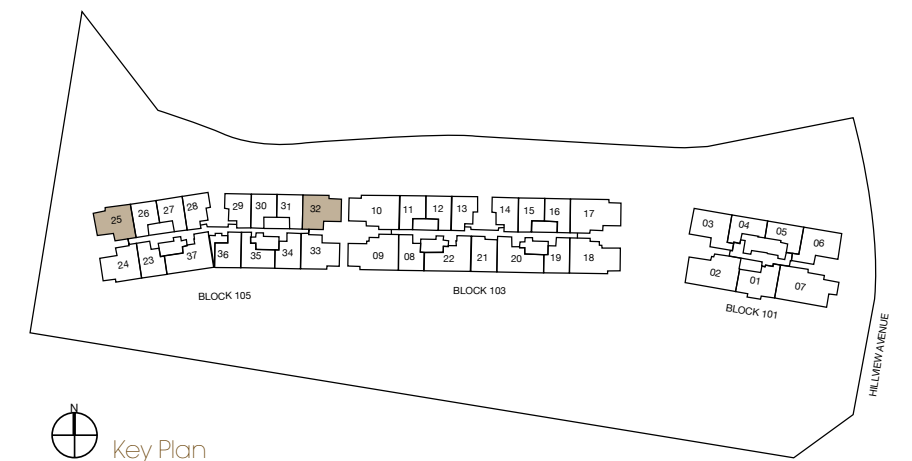
KINGSFORD  
**hillviewpeak**

• Area includes A/C ledge, balcony, PES, private roof terrace and void (where applicable). Orientations and facings will differ depending on the unit you are purchasing. Pls refer to the key plan. All plans are not to scale and are subject to changes as may be approved by the relevant authorities. All floor areas are estimates and are subject to final survey.  
• Visual screens are subject to authority site confirmation.

## 2 BEDROOMS

### type B3a

#02-32  
#02-25 (mirror)



0 1m 2m 3m 4m 5m

KINGSFORD  
**hillviewpeak**

• Area includes A/C ledge, balcony, PES, private roof terrace and void (where applicable). Orientations and facings will differ depending on the unit you are purchasing. Pls refer to the key plan. All plans are not to scale and are subject to changes as may be approved by the relevant authorities. All floor areas are estimates and are subject to final survey.  
• Visual screens are subject to authority site confirmation.

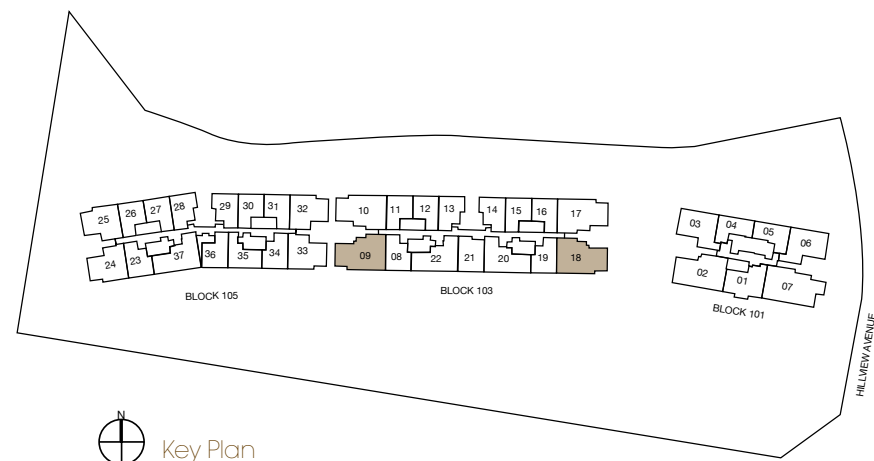
3 & 4 BEDROOMS



## 3 BEDROOMS

### type C1

#03-09 to #10-09  
#03-18 to #10-18 (mirror)



Key Plan

0 1m 2m 3m 4m 5m

KINGSFORD  
hillviewpeak

• Area includes A/C ledge, balcony, PES, private roof terrace and void (where applicable). Orientations and facings will differ depending on the unit you are purchasing. Pls refer to the key plan. All plans are not to scale and are subject to changes as may be approved by the relevant authorities. All floor areas are estimates and are subject to final survey.  
• Visual screens are subject to authority site confirmation.

## 3 BEDROOMS

### type C1a

#02-09  
#02-18 (mirror)



Key Plan

0 1m 2m 3m 4m 5m

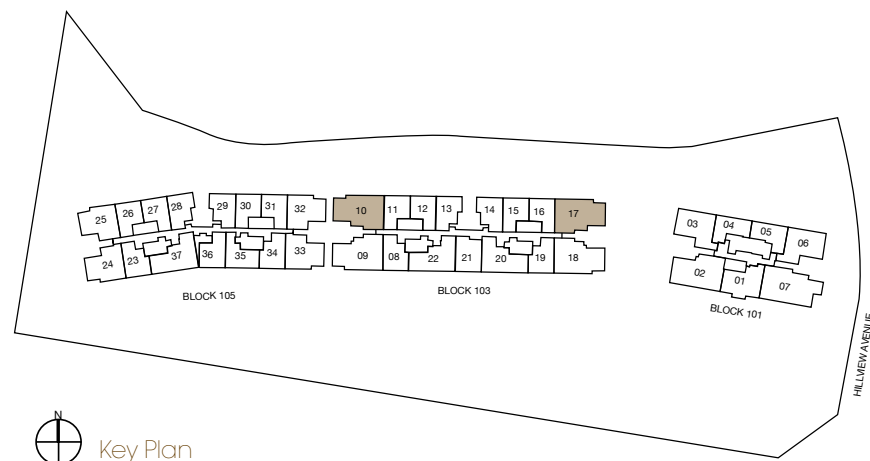
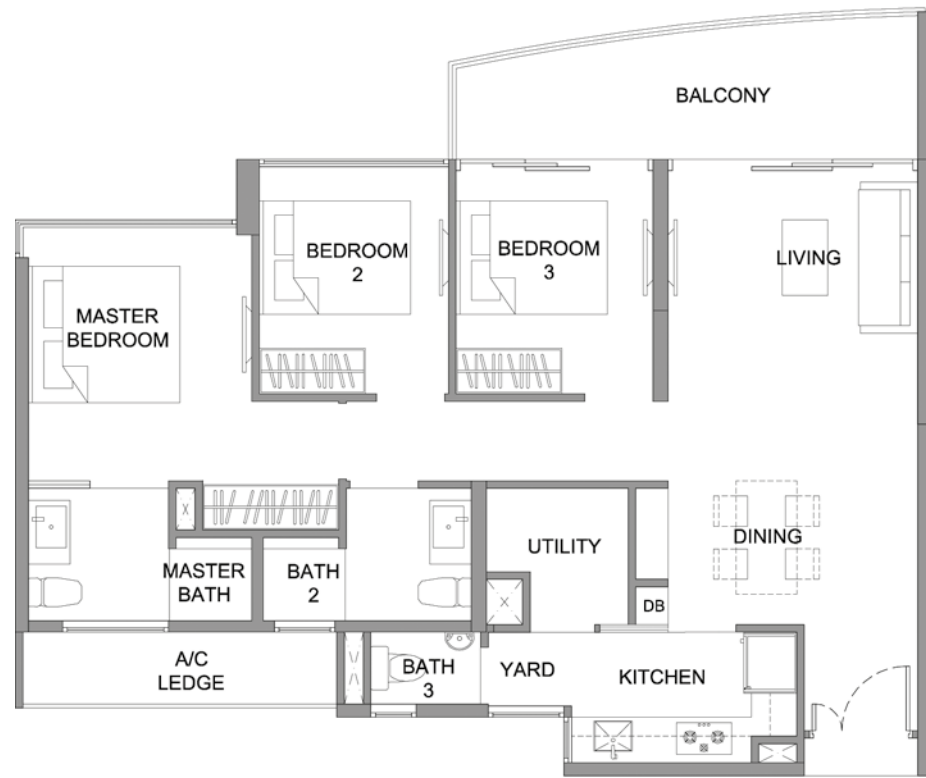
KINGSFORD  
hillviewpeak

• Area includes A/C ledge, balcony, PES, private roof terrace and void (where applicable). Orientations and facings will differ depending on the unit you are purchasing. Pls refer to the key plan. All plans are not to scale and are subject to changes as may be approved by the relevant authorities. All floor areas are estimates and are subject to final survey.  
• Visual screens are subject to authority site confirmation.

# 3 BEDROOMS

## type C2

#03-10 to #10-10  
#03-17 to #10-17 (mirror)



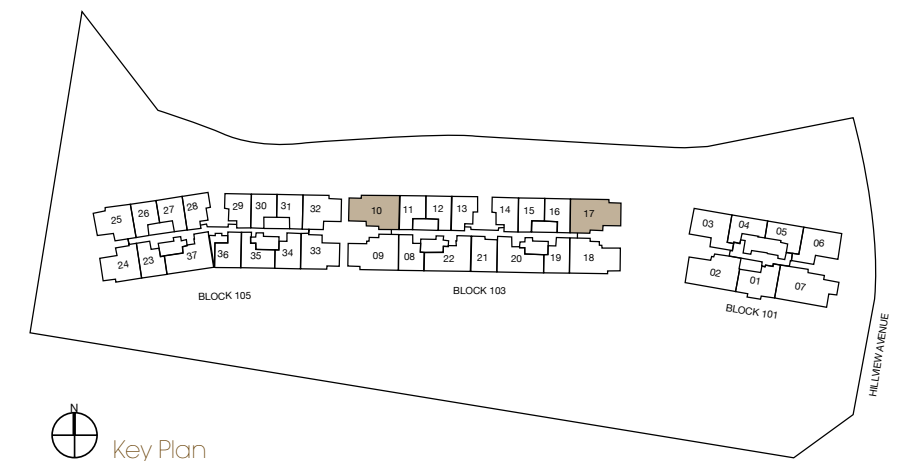
0 1m 2m 3m 4m 5m

• Area includes A/C ledge, balcony, PES, private roof terrace and void (where applicable). Orientations and facings will differ depending on the unit you are purchasing. Pls refer to the key plan. All plans are not to scale and are subject to changes as may be approved by the relevant authorities. All floor areas are estimates and are subject to final survey.  
• Visual screens are subject to authority site confirmation.

# 3 BEDROOMS

## type C2a

#02-10  
#02-17 (mirror)



0 1m 2m 3m 4m 5m

• Area includes A/C ledge, balcony, PES, private roof terrace and void (where applicable). Orientations and facings will differ depending on the unit you are purchasing. Pls refer to the key plan. All plans are not to scale and are subject to changes as may be approved by the relevant authorities. All floor areas are estimates and are subject to final survey.  
• Visual screens are subject to authority site confirmation.

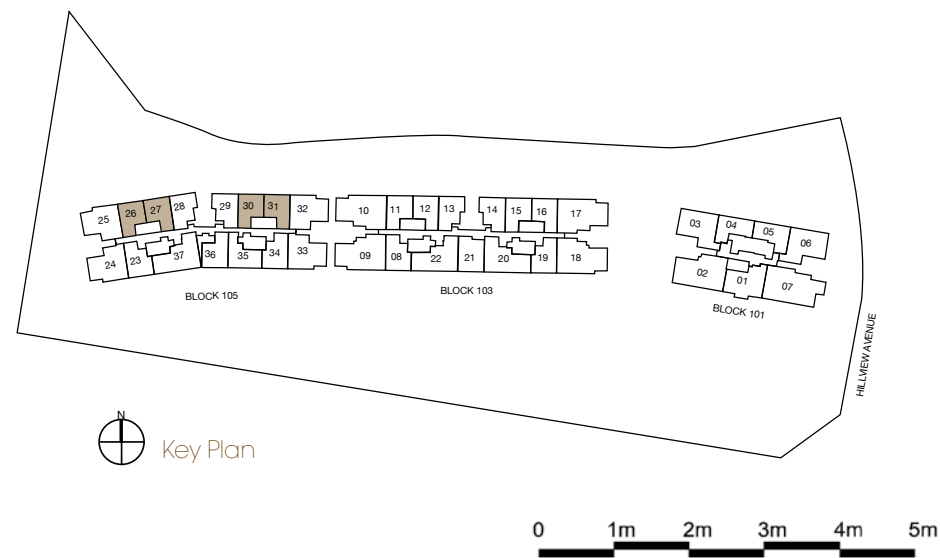
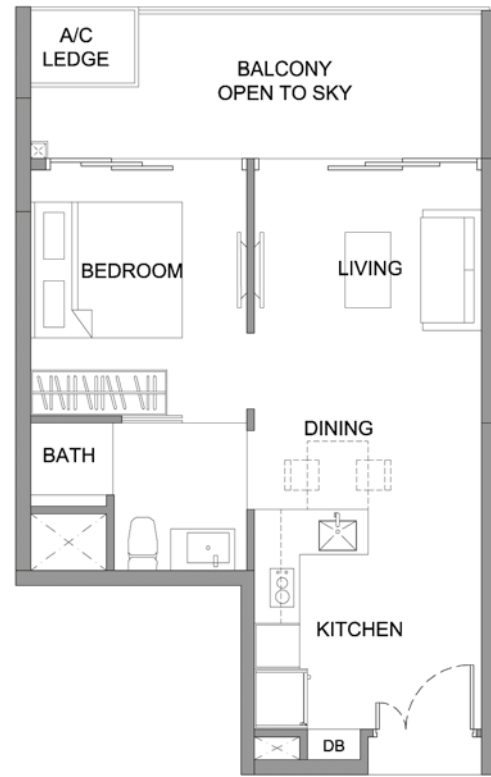
PENTHOUSE



# PENTHOUSE

## type A1PH

#11-31 #11-30 (mirror)  
 #11-27 #11-26 (mirror)


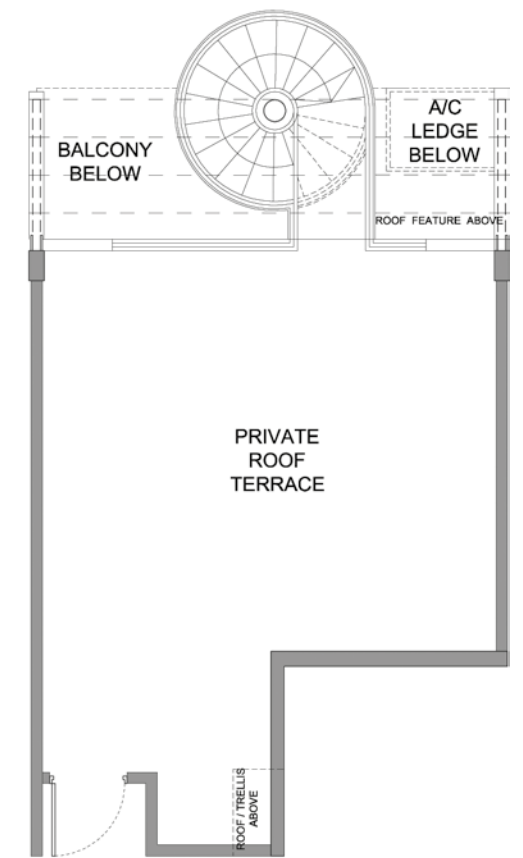
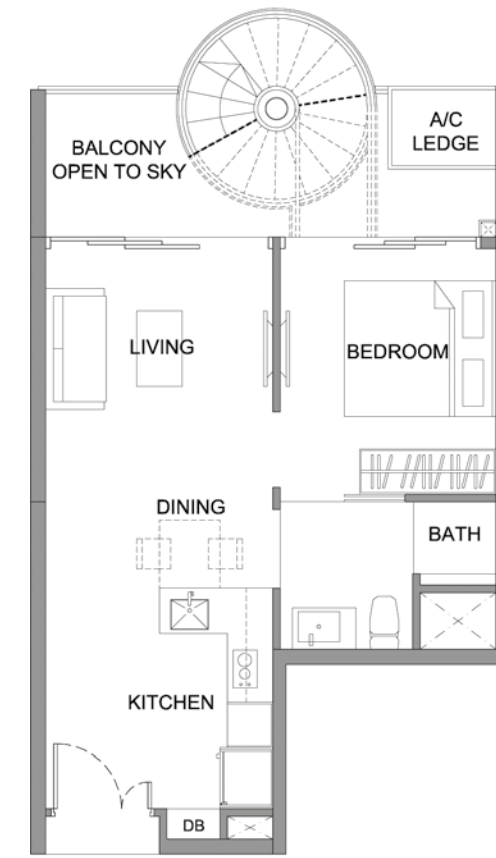


• Area includes A/C ledge, balcony, PES, private roof terrace and void (where applicable). Orientations and facings will differ depending on the unit you are purchasing. Pls refer to the key plan. All plans are not to scale and are subject to changes as may be approved by the relevant authorities. All floor areas are estimates and are subject to final survey.  
 • Visual screens are subject to authority site confirmation.

# PENTHOUSE

## type A1PH-a

#11-11 #11-16 (mirror)

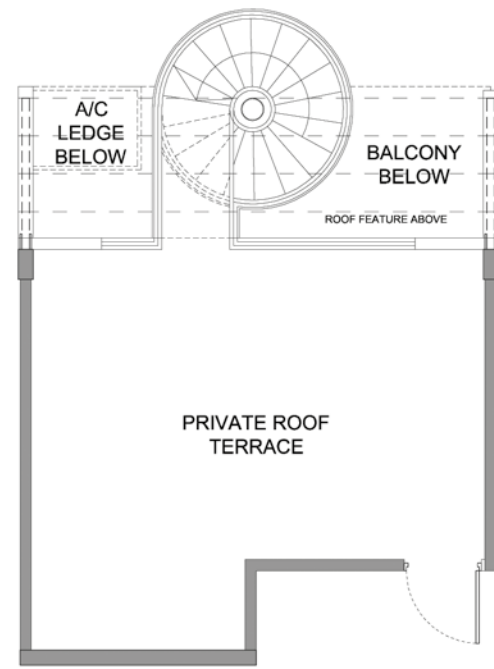
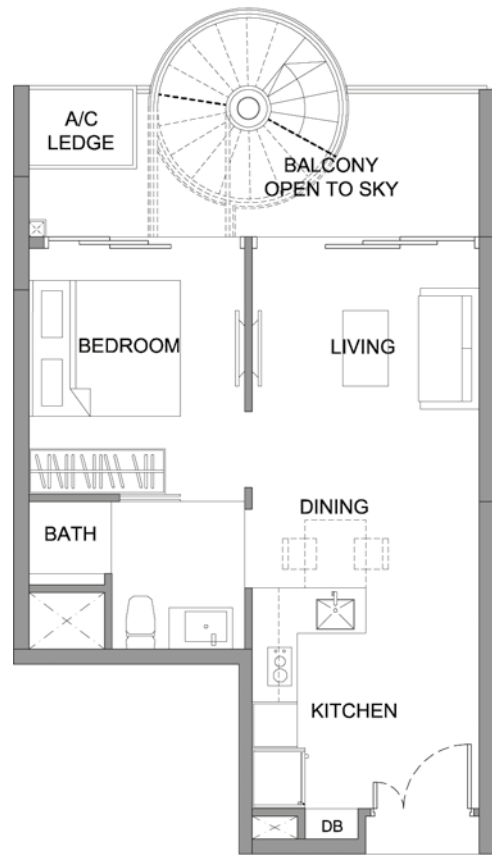


• Area includes A/C ledge, balcony, PES, private roof terrace and void (where applicable). Orientations and facings will differ depending on the unit you are purchasing. Pls refer to the key plan. All plans are not to scale and are subject to changes as may be approved by the relevant authorities. All floor areas are estimates and are subject to final survey.  
 • Visual screens are subject to authority site confirmation.


# PENTHOUSE

## type A1PH-b

#11-12 #11-15 (mirror)



Key Plan

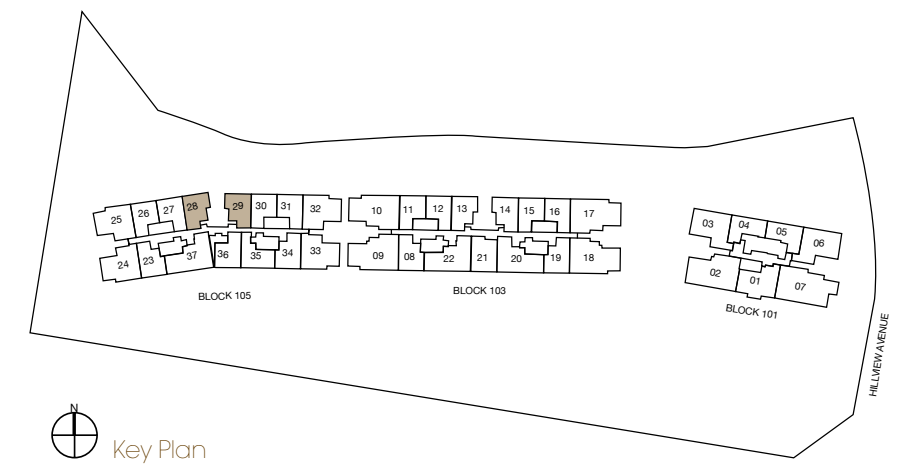
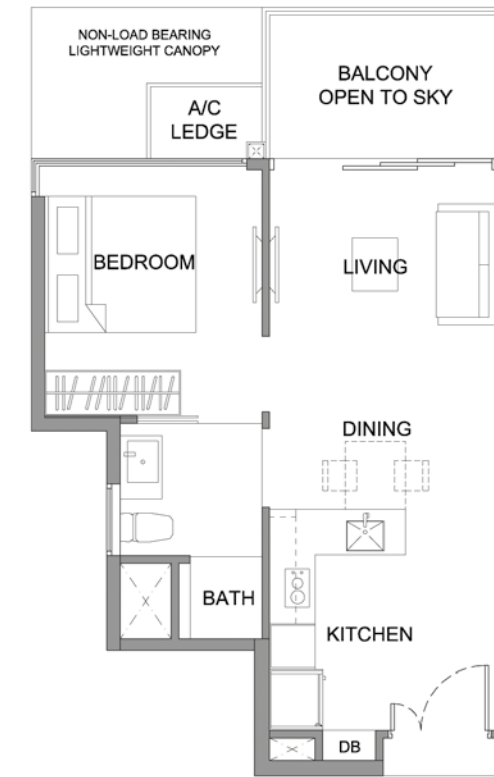


• Area includes A/C ledge, balcony, PES, private roof terrace and void (where applicable). Orientations and facings will differ depending on the unit you are purchasing. Pls refer to the key plan. All plans are not to scale and are subject to changes as may be approved by the relevant authorities. All floor areas are estimates and are subject to final survey.  
 • Visual screens are subject to authority site confirmation.


# PENTHOUSE

## type A2PH

#11-29 #11-28 (mirror)



Key Plan

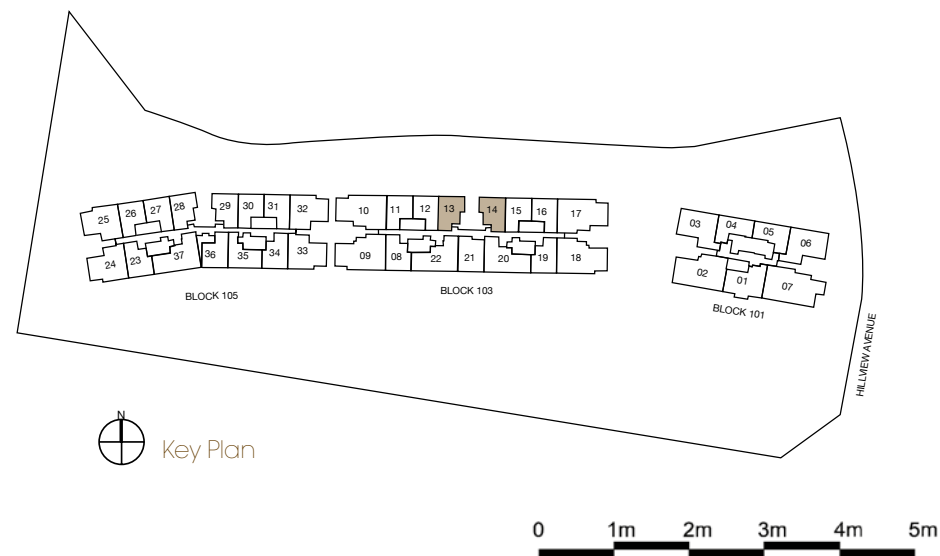
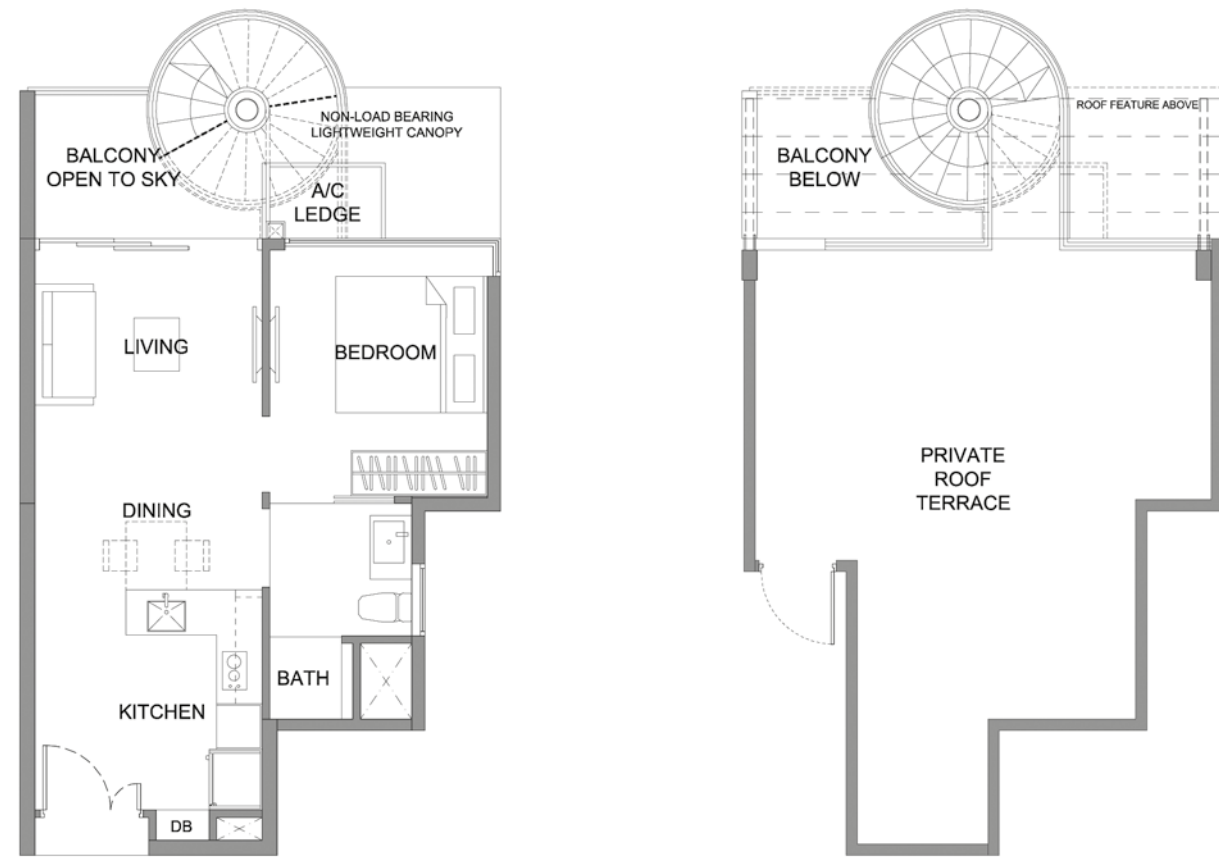


• Area includes A/C ledge, balcony, PES, private roof terrace and void (where applicable). Orientations and facings will differ depending on the unit you are purchasing. Pls refer to the key plan. All plans are not to scale and are subject to changes as may be approved by the relevant authorities. All floor areas are estimates and are subject to final survey.  
 • Visual screens are subject to authority site confirmation.

# PENTHOUSE

## type A2PH-a

#11-13 #11-14 (mirror)



KINGSFORD  
hillviewpeak

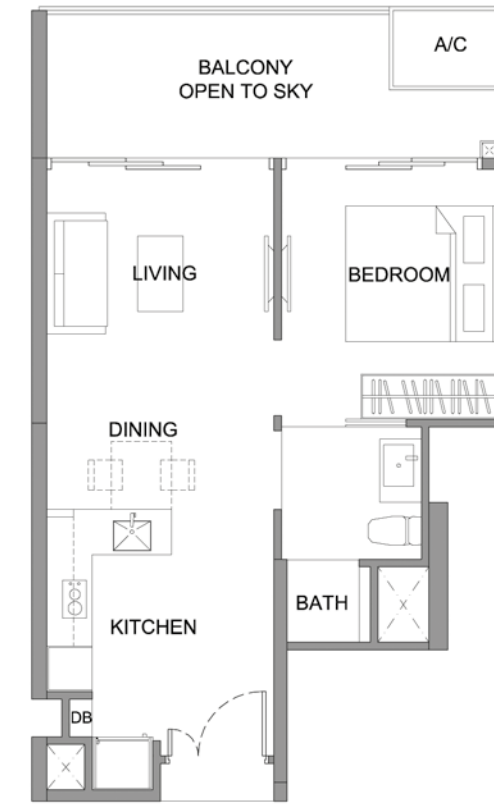
• Area includes A/C ledge, balcony, PES, private roof terrace and void (where applicable). Orientations and facings will differ depending on the unit you are purchasing. Pls refer to the key plan. All plans are not to scale and are subject to changes as may be approved by the relevant authorities. All floor areas are estimates and are subject to final survey.

• Visual screens are subject to authority site confirmation.

# PENTHOUSE

## type A3PH

#11-34



KINGSFORD  
hillviewpeak

• Area includes A/C ledge, balcony, PES, private roof terrace and void (where applicable). Orientations and facings will differ depending on the unit you are purchasing. Pls refer to the key plan. All plans are not to scale and are subject to changes as may be approved by the relevant authorities. All floor areas are estimates and are subject to final survey.

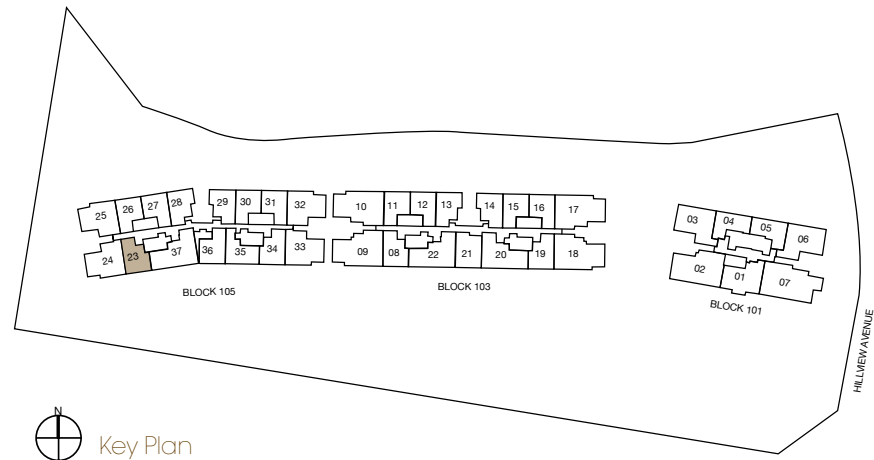
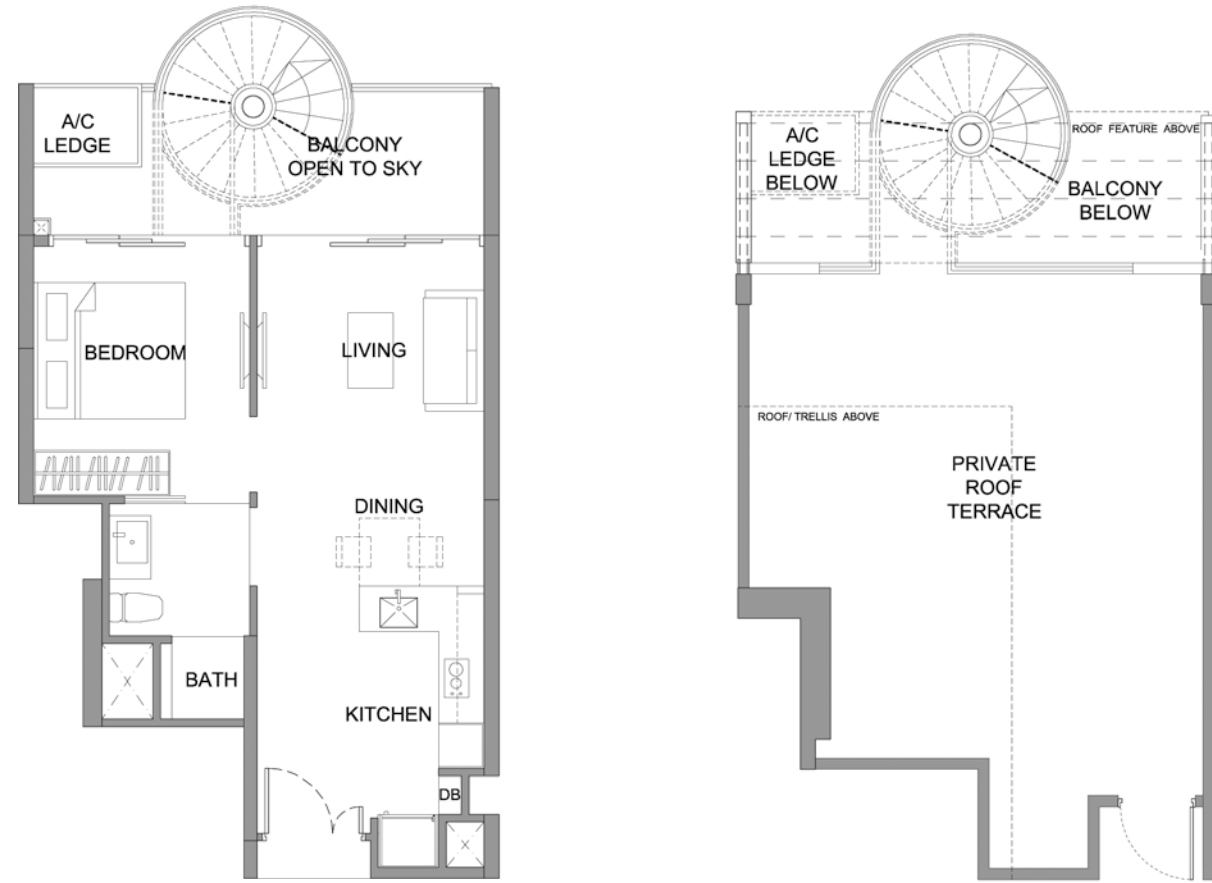
• Visual screens are subject to authority site confirmation.



# PENTHOUSE

## type A3PH-a

#11-23



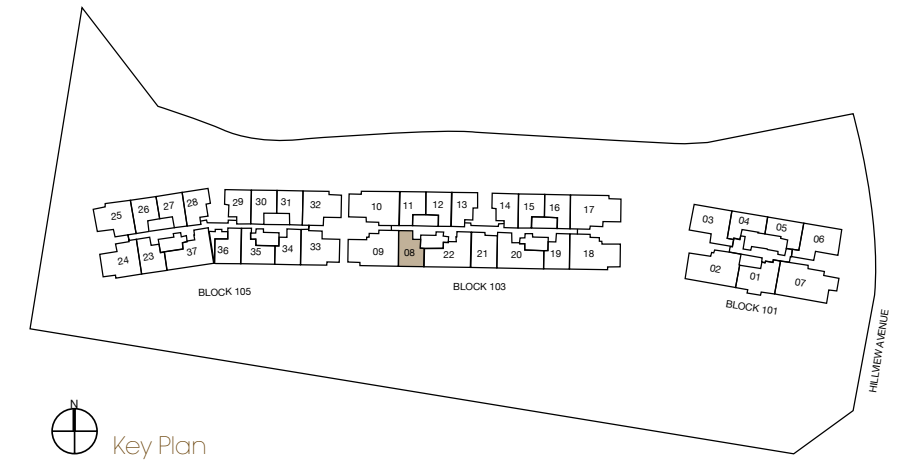
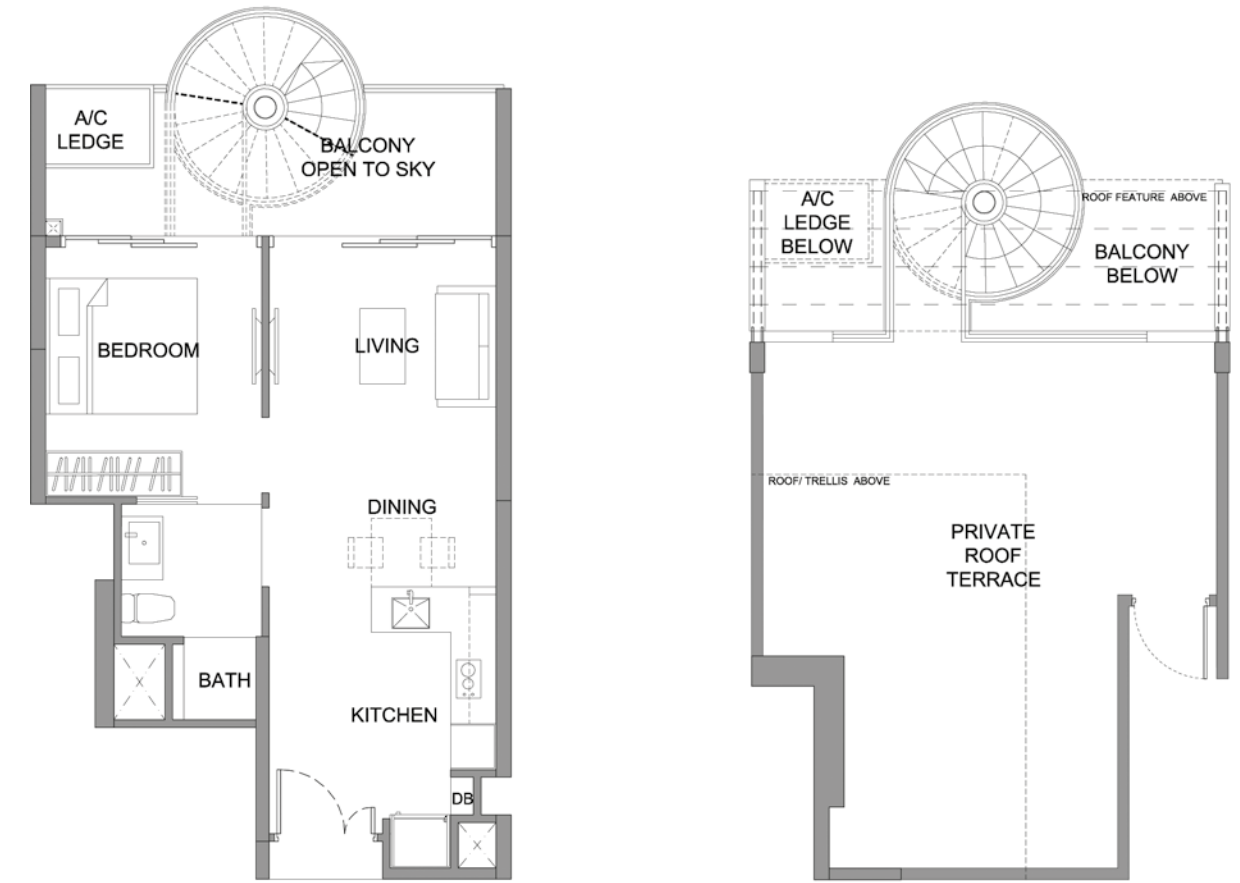
KINGSFORD  
**hillviewpeak**

• Area includes A/C ledge, balcony, PES, private roof terrace and void (where applicable). Orientations and facings will differ depending on the unit you are purchasing. Pls refer to the key plan. All plans are not to scale and are subject to changes as may be approved by the relevant authorities. All floor areas are estimates and are subject to final survey.  
• Visual screens are subject to authority site confirmation.

# PENTHOUSE

## type A3PH-b

#11-08



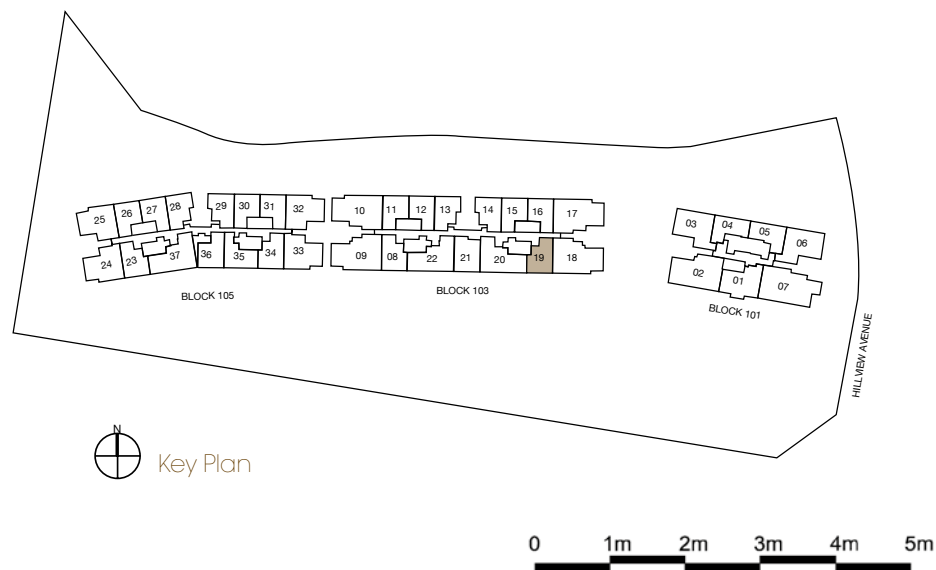
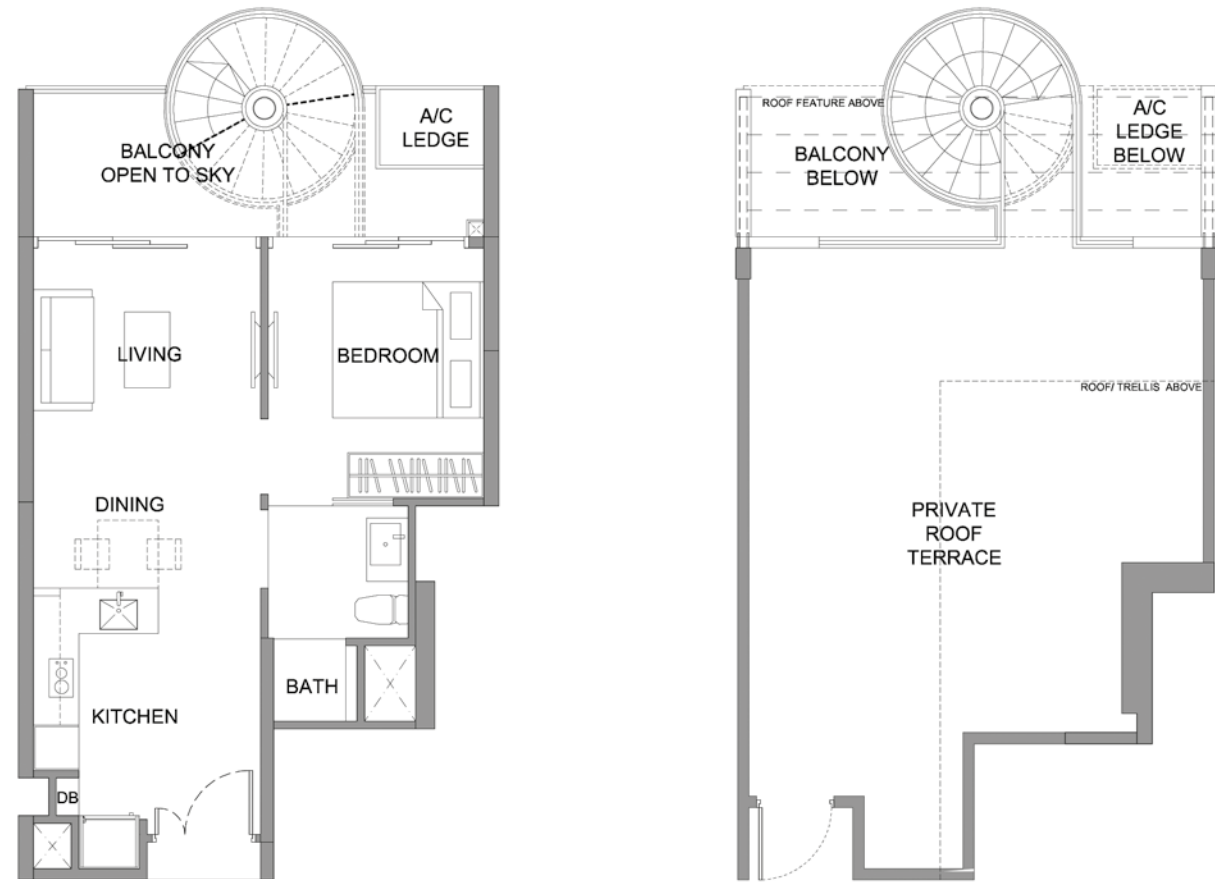
KINGSFORD  
**hillviewpeak**

• Area includes A/C ledge, balcony, PES, private roof terrace and void (where applicable). Orientations and facings will differ depending on the unit you are purchasing. Pls refer to the key plan. All plans are not to scale and are subject to changes as may be approved by the relevant authorities. All floor areas are estimates and are subject to final survey.  
• Visual screens are subject to authority site confirmation.

# PENTHOUSE

## type A3PH-c

#11-19



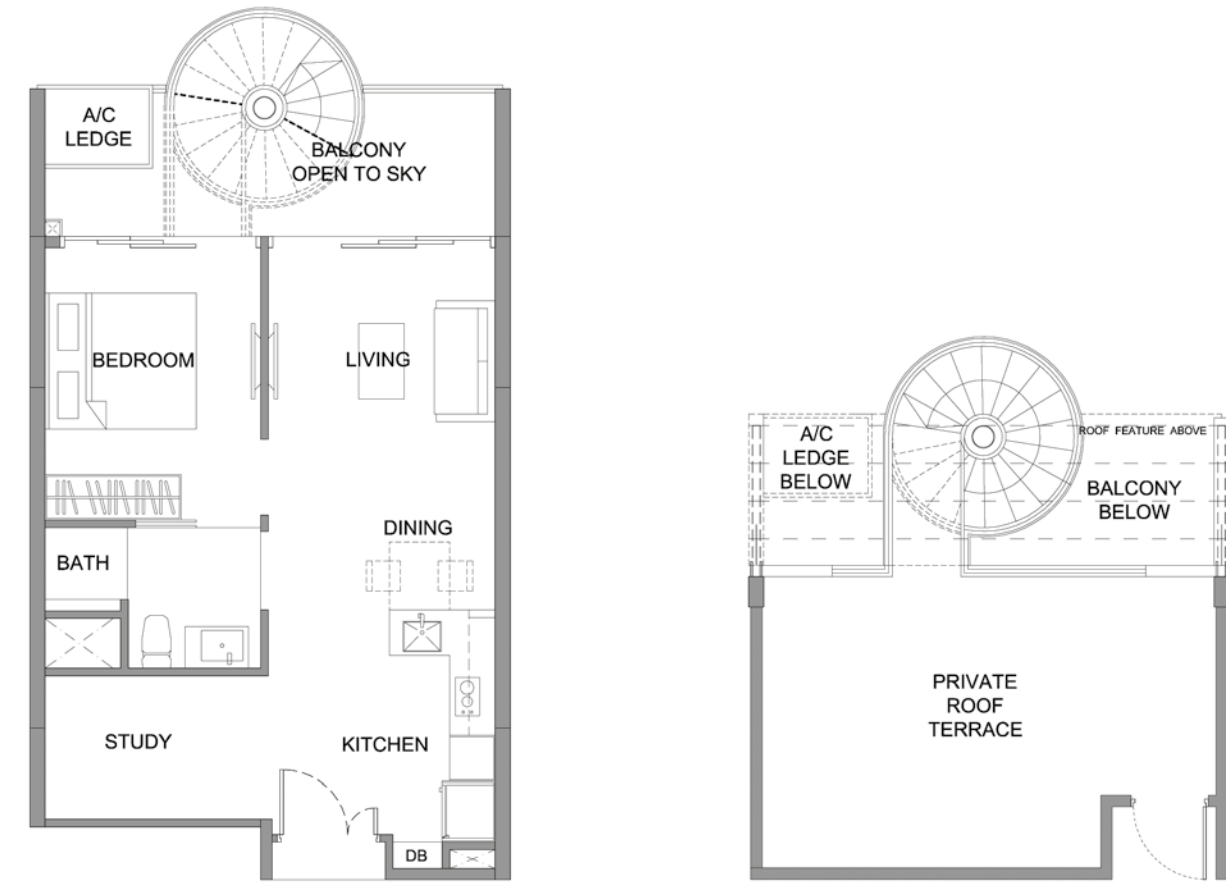
KINGSFORD  
**hillviewpeak**

• Area includes A/C ledge, balcony, PES, private roof terrace and void (where applicable). Orientations and facings will differ depending on the unit you are purchasing. Pls refer to the key plan. All plans are not to scale and are subject to changes as may be approved by the relevant authorities. All floor areas are estimates and are subject to final survey.  
• Visual screens are subject to authority site confirmation.

# PENTHOUSE

## type A4PH

#11-21




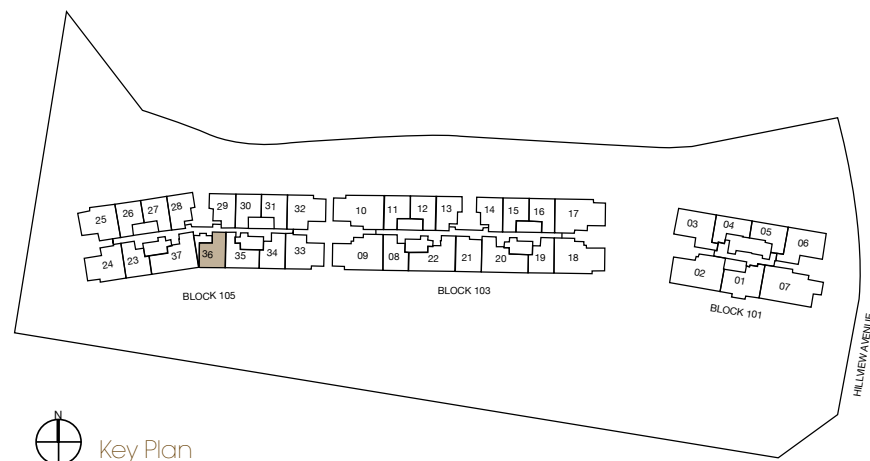
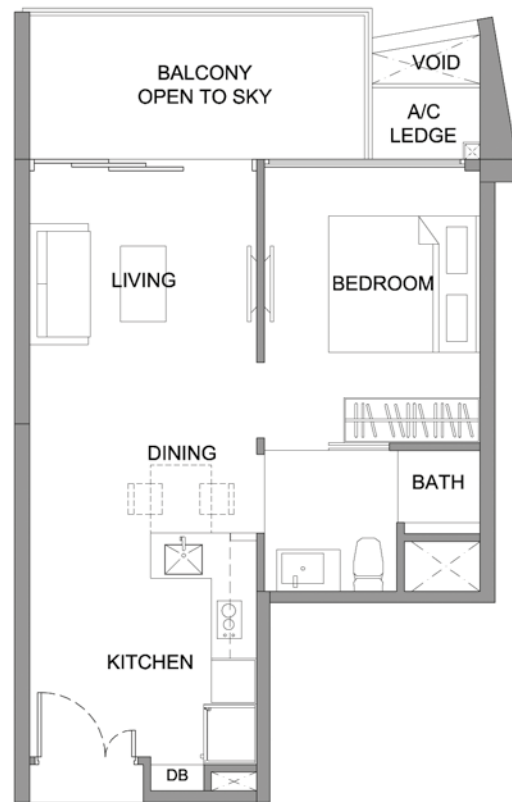
KINGSFORD  
**hillviewpeak**

• Area includes A/C ledge, balcony, PES, private roof terrace and void (where applicable). Orientations and facings will differ depending on the unit you are purchasing. Pls refer to the key plan. All plans are not to scale and are subject to changes as may be approved by the relevant authorities. All floor areas are estimates and are subject to final survey.  
• Visual screens are subject to authority site confirmation.

PENTHOUSE

type A5PH

#11-36


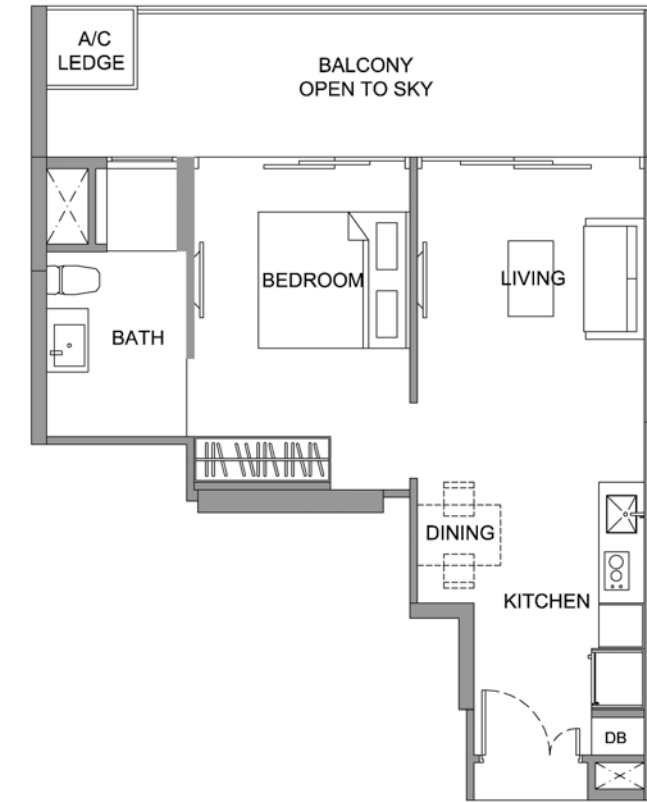


• Area includes A/C ledge, balcony, PES, private roof terrace and void (where applicable). Orientations and facings will differ depending on the unit you are purchasing. Pls refer to the key plan. All plans are not to scale and are subject to changes as may be approved by the relevant authorities. All floor areas are estimates and are subject to final survey.  
 • Visual screens are subject to authority site confirmation.

PENTHOUSE


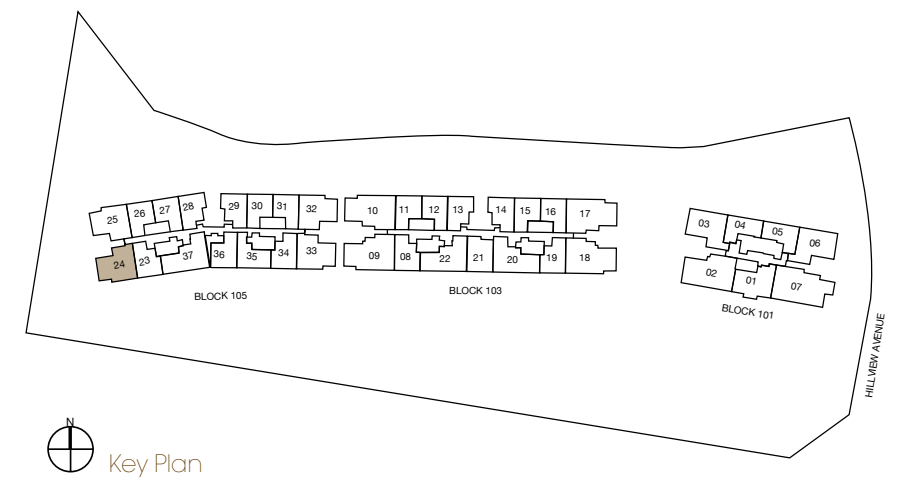
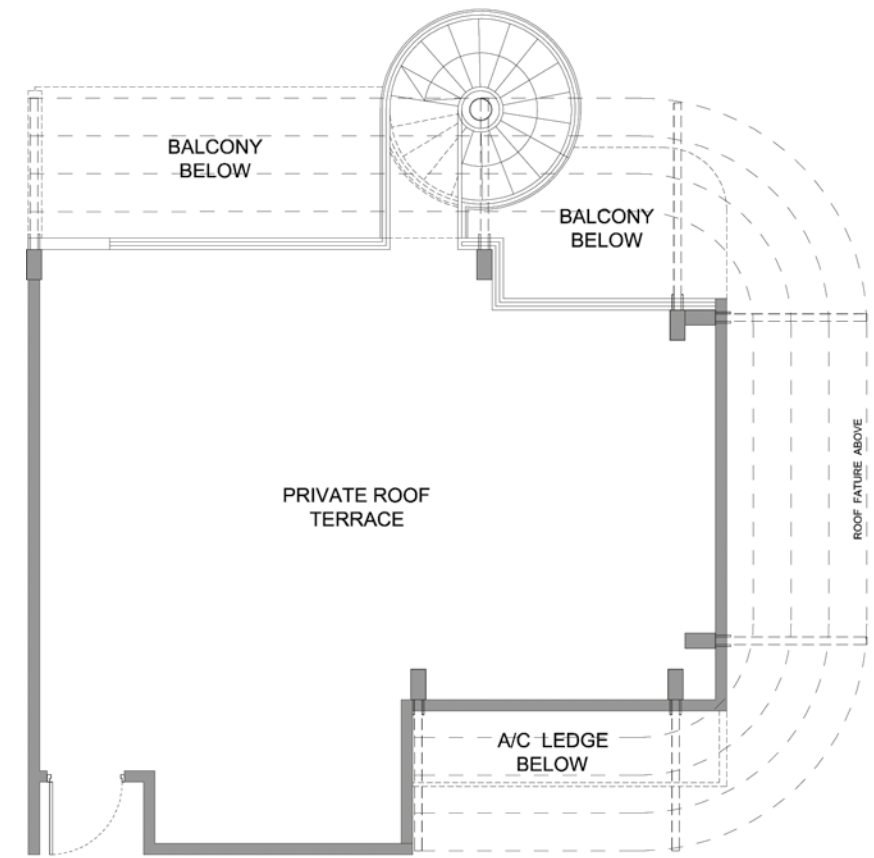
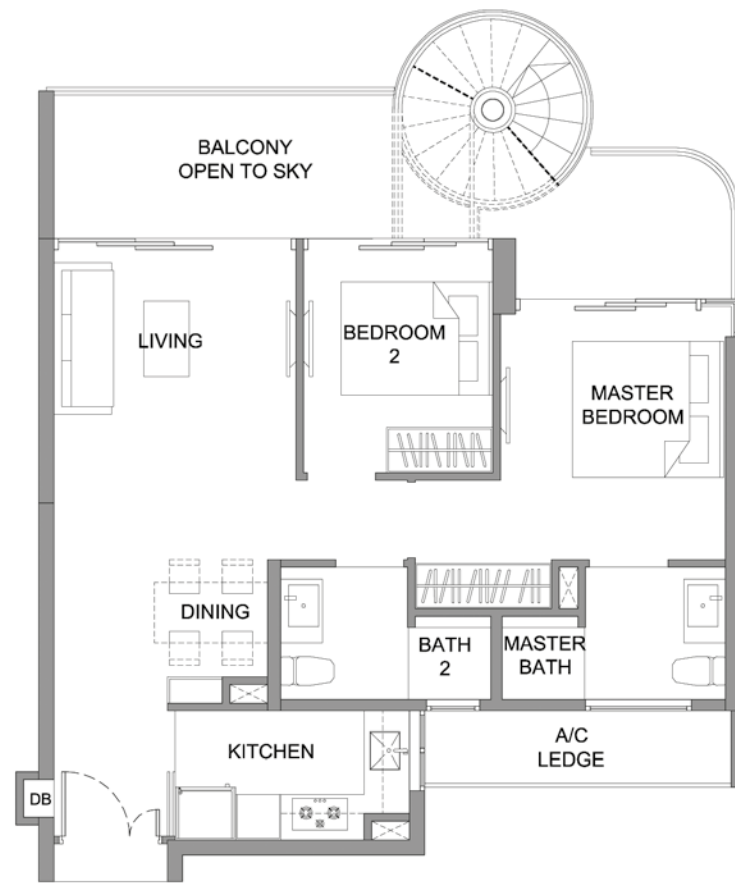
type A6PH

#11-35



• Area includes A/C ledge, balcony, PES, private roof terrace and void (where applicable). Orientations and facings will differ depending on the unit you are purchasing. Pls refer to the key plan. All plans are not to scale and are subject to changes as may be approved by the relevant authorities. All floor areas are estimates and are subject to final survey.  
 • Visual screens are subject to authority site confirmation.


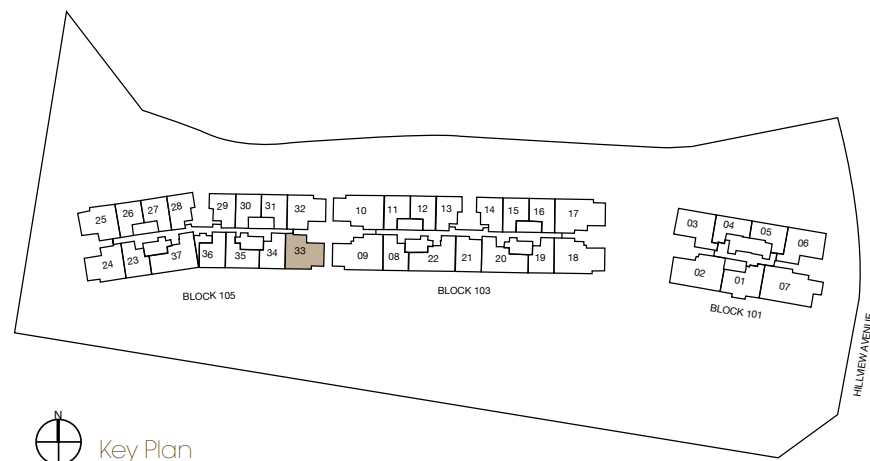
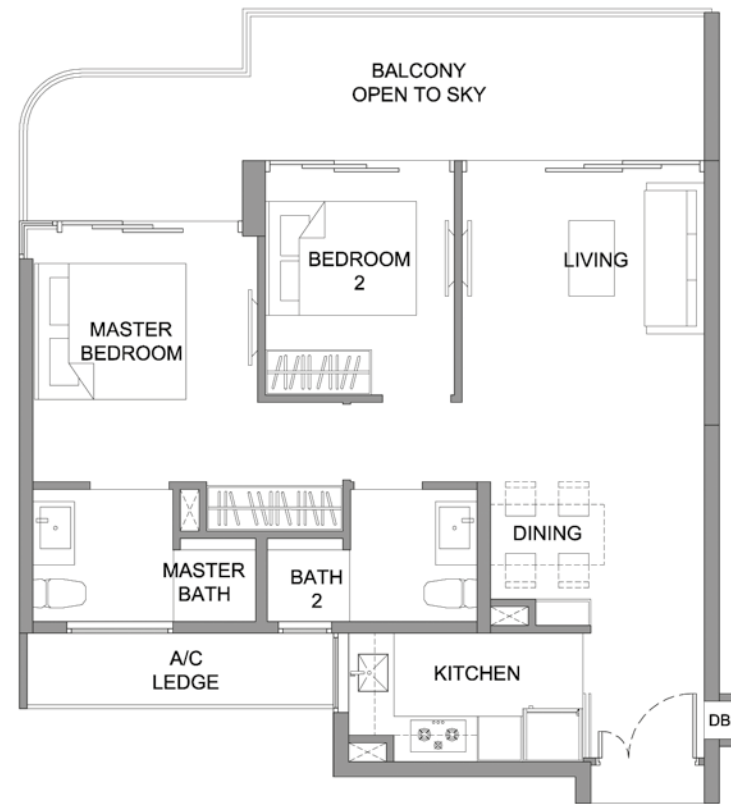




PENTHOUSE

type B1PH

#11-33


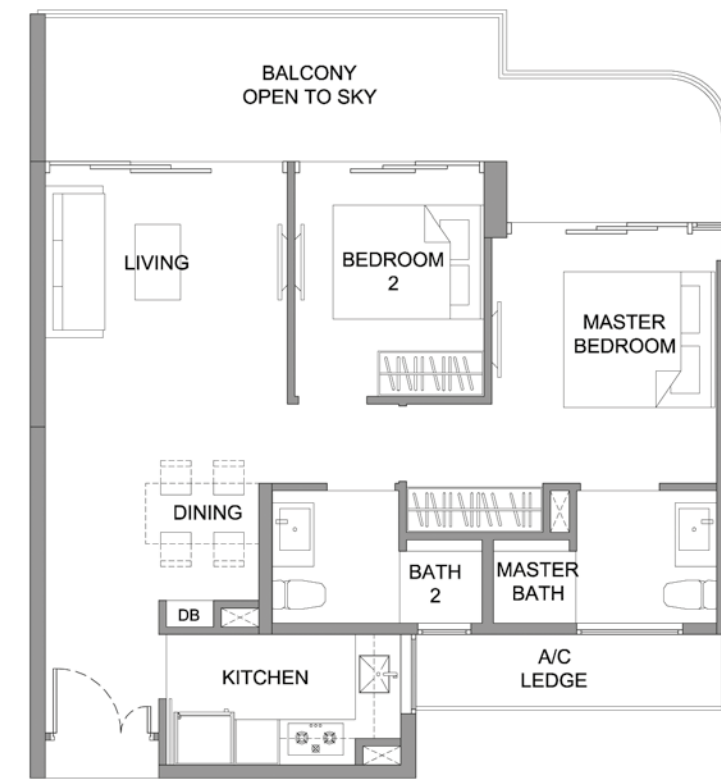


• Area includes A/C ledge, balcony, PES, private roof terrace and void (where applicable). Orientations and facings will differ depending on the unit you are purchasing. Pls refer to the key plan. All plans are not to scale and are subject to changes as may be approved by the relevant authorities. All floor areas are estimates and are subject to final survey.  
 • Visual screens are subject to authority site confirmation.

PENTHOUSE

type B3PH


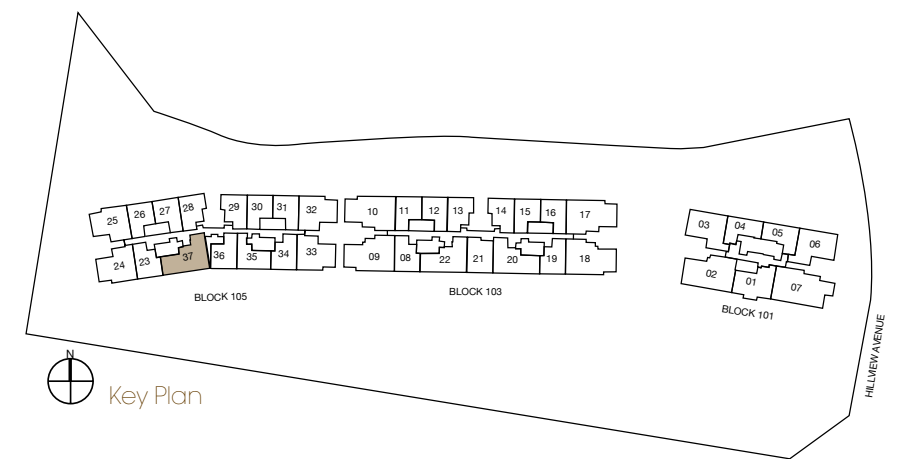
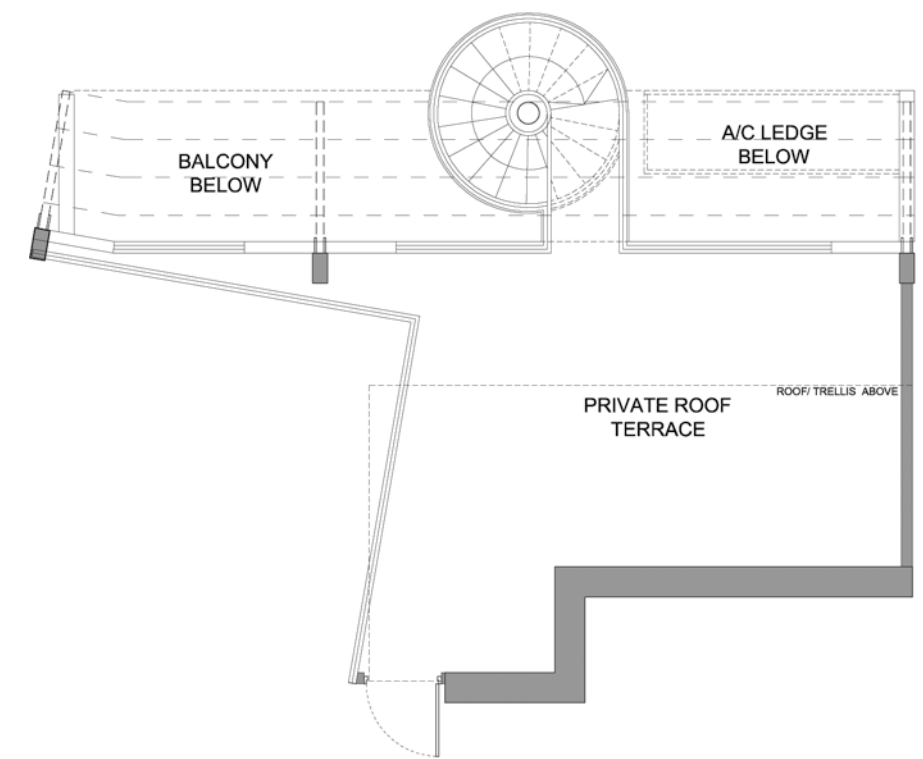
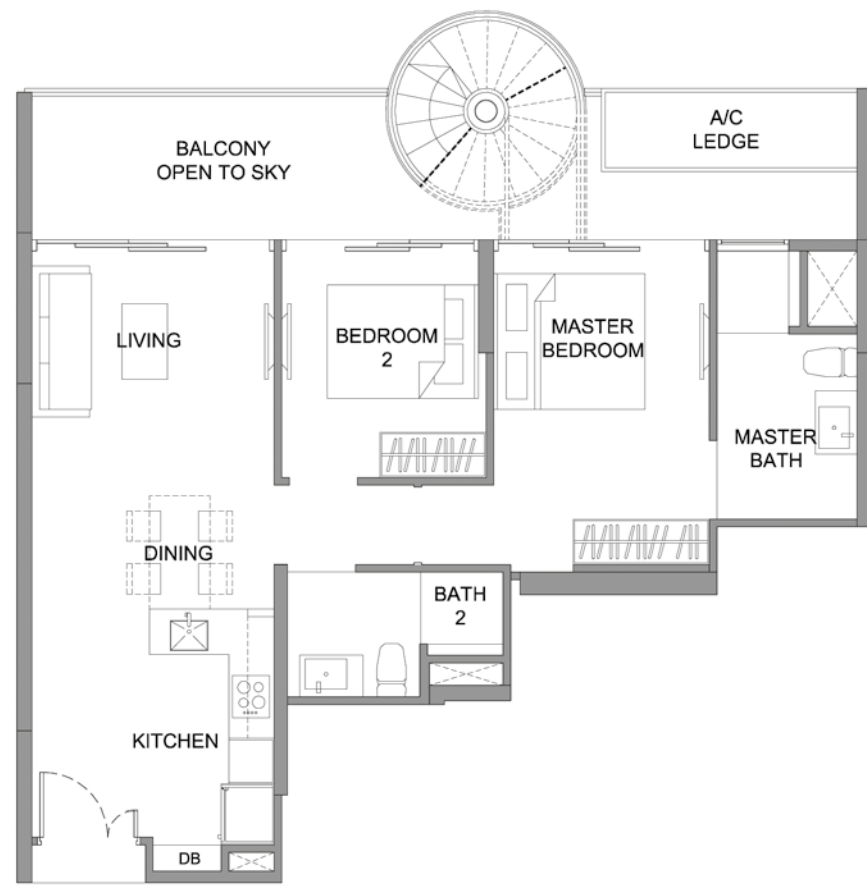
#11-32



• Area includes A/C ledge, balcony, PES, private roof terrace and void (where applicable). Orientations and facings will differ depending on the unit you are purchasing. Pls refer to the key plan. All plans are not to scale and are subject to changes as may be approved by the relevant authorities. All floor areas are estimates and are subject to final survey.  
 • Visual screens are subject to authority site confirmation.

type B2PH

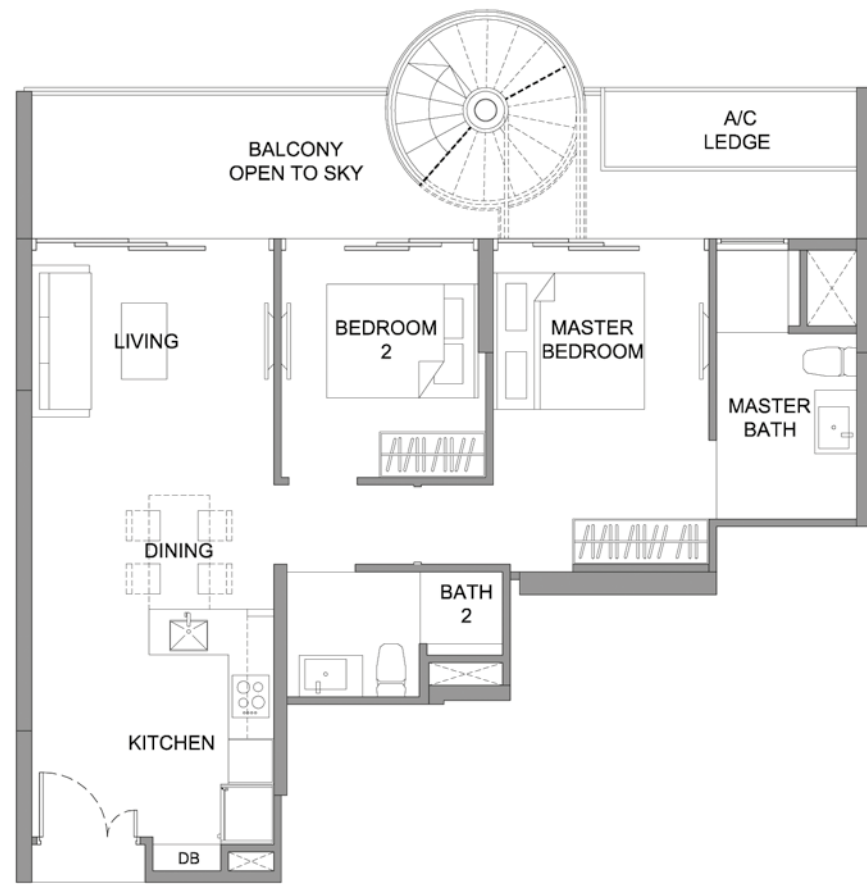
#11-37



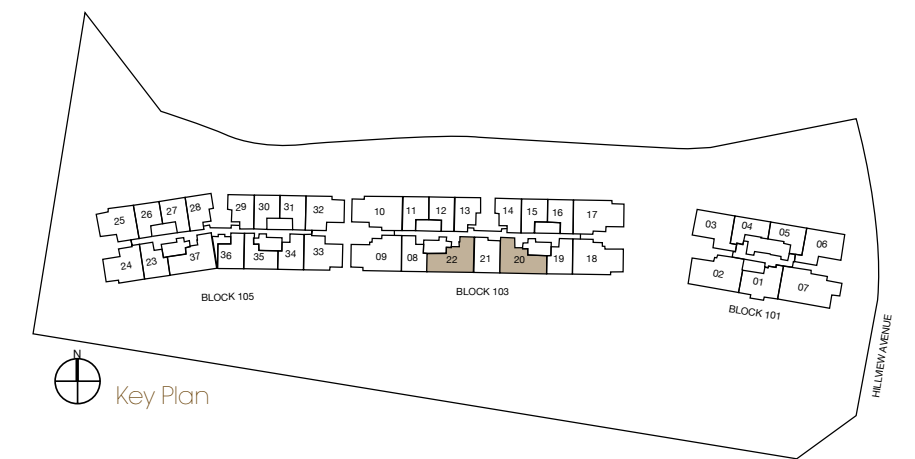

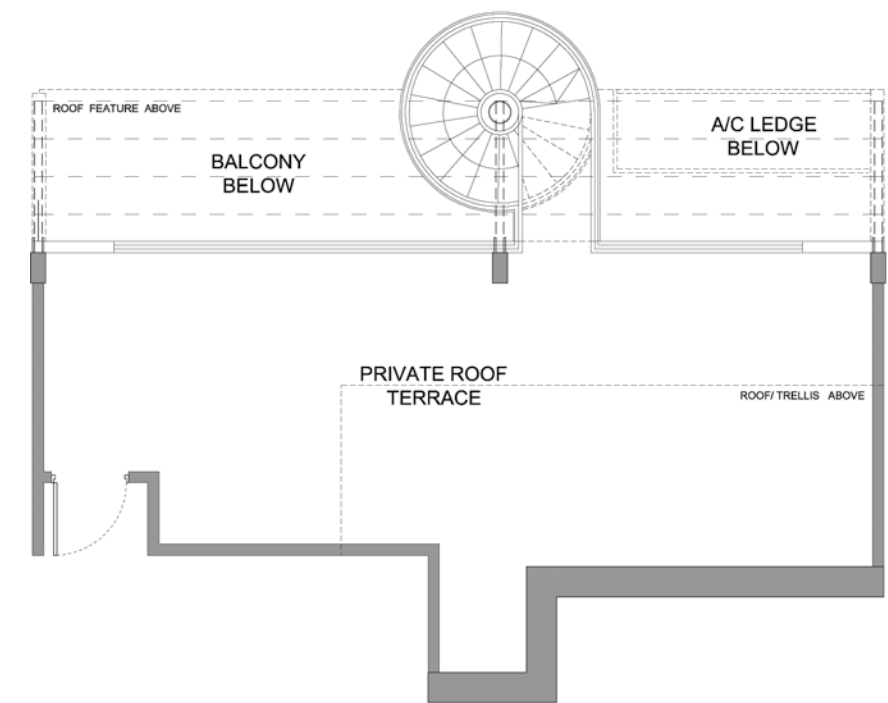
PENTHOUSE

type B2PH-a

#11-22 #11-20 (mirror)

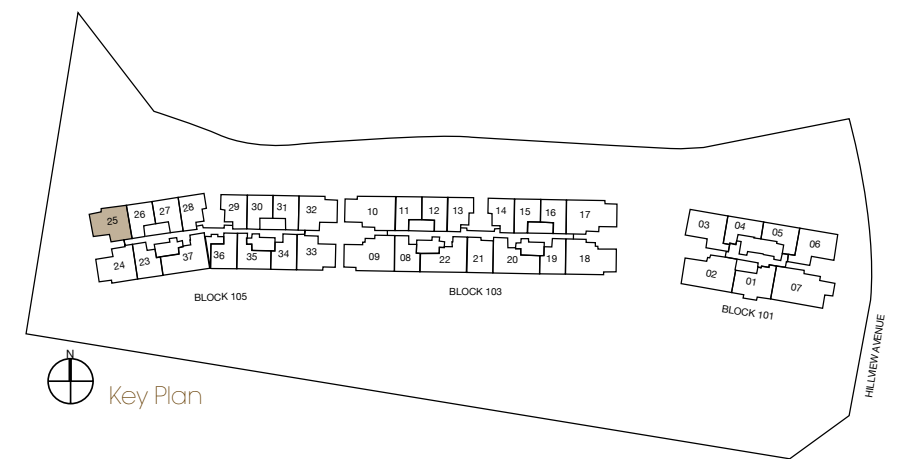
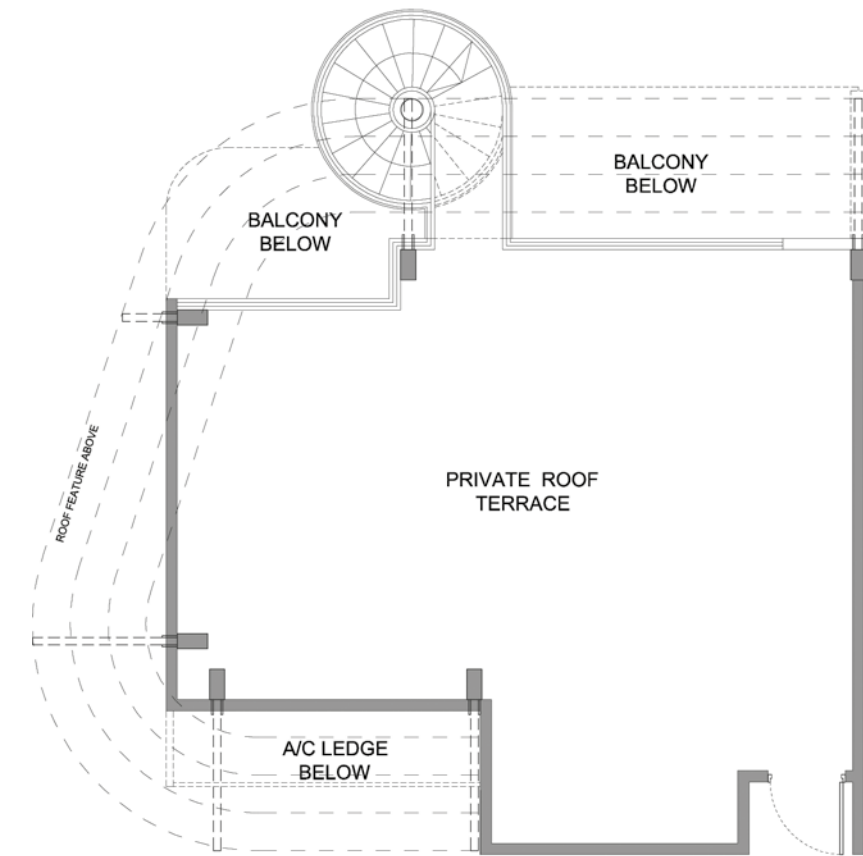
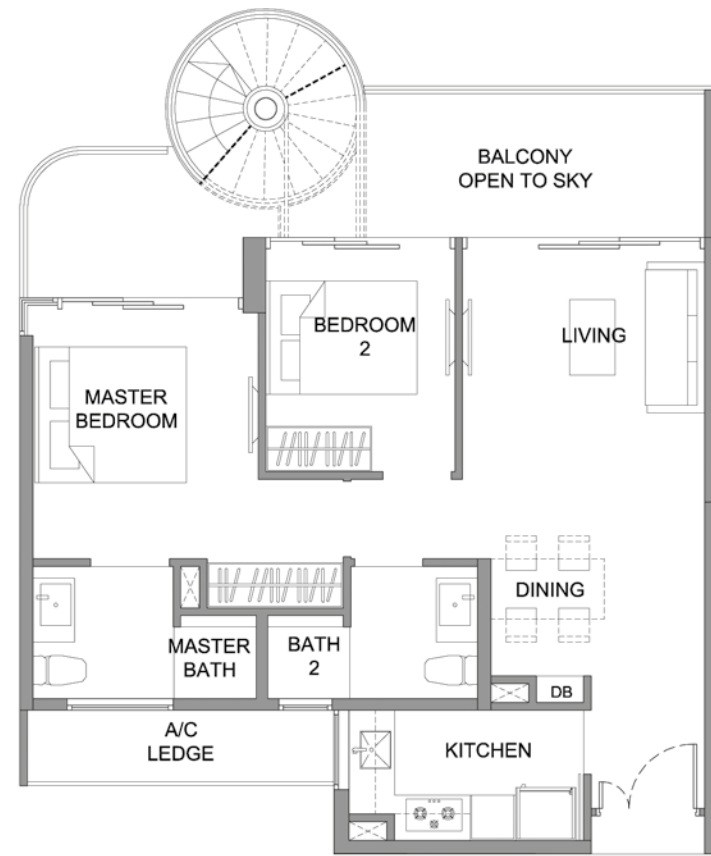


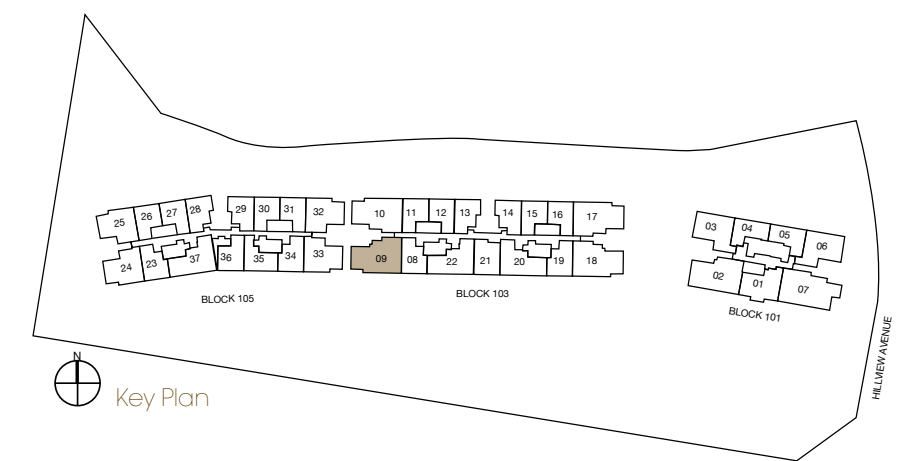
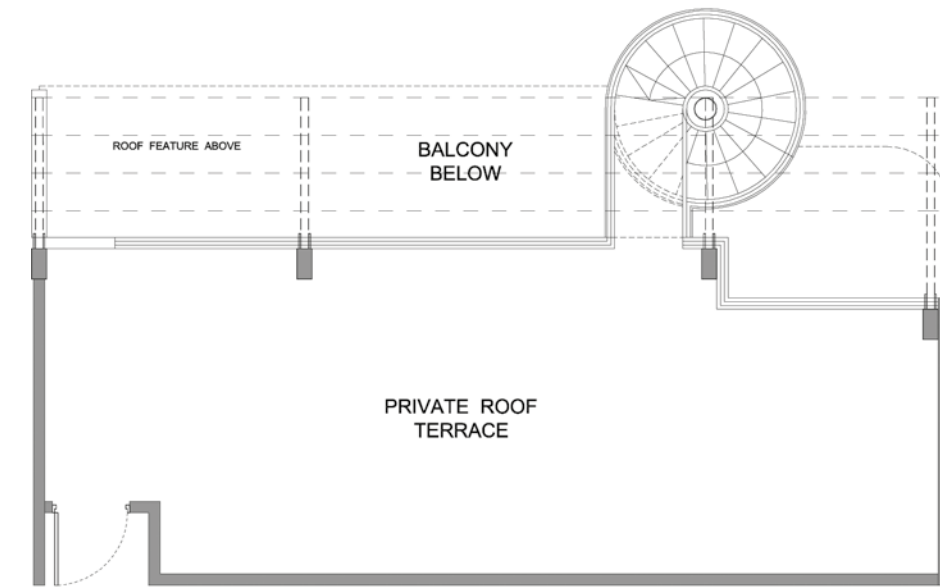
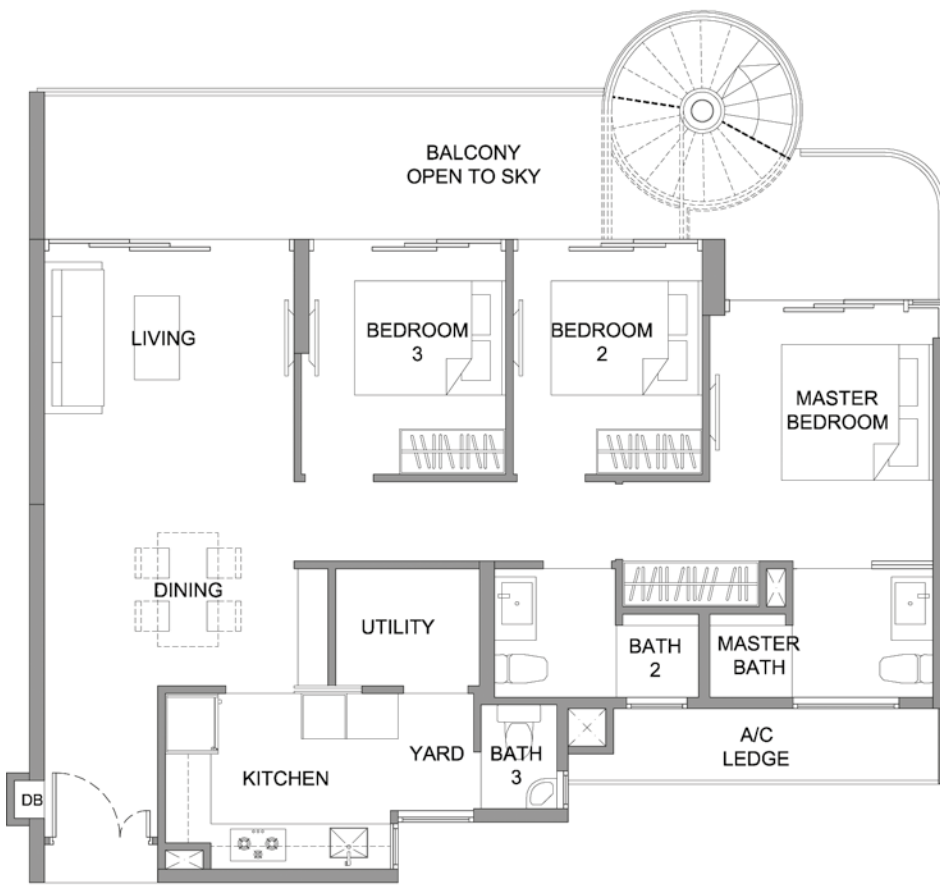
PENTHOUSE

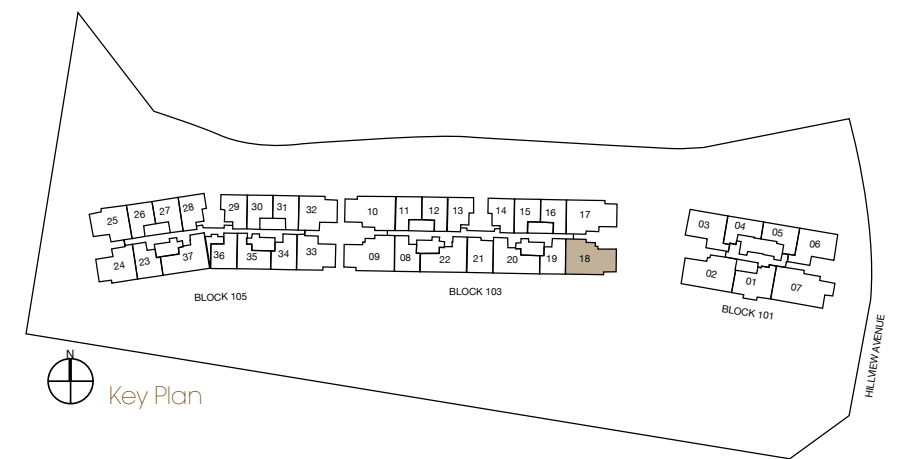

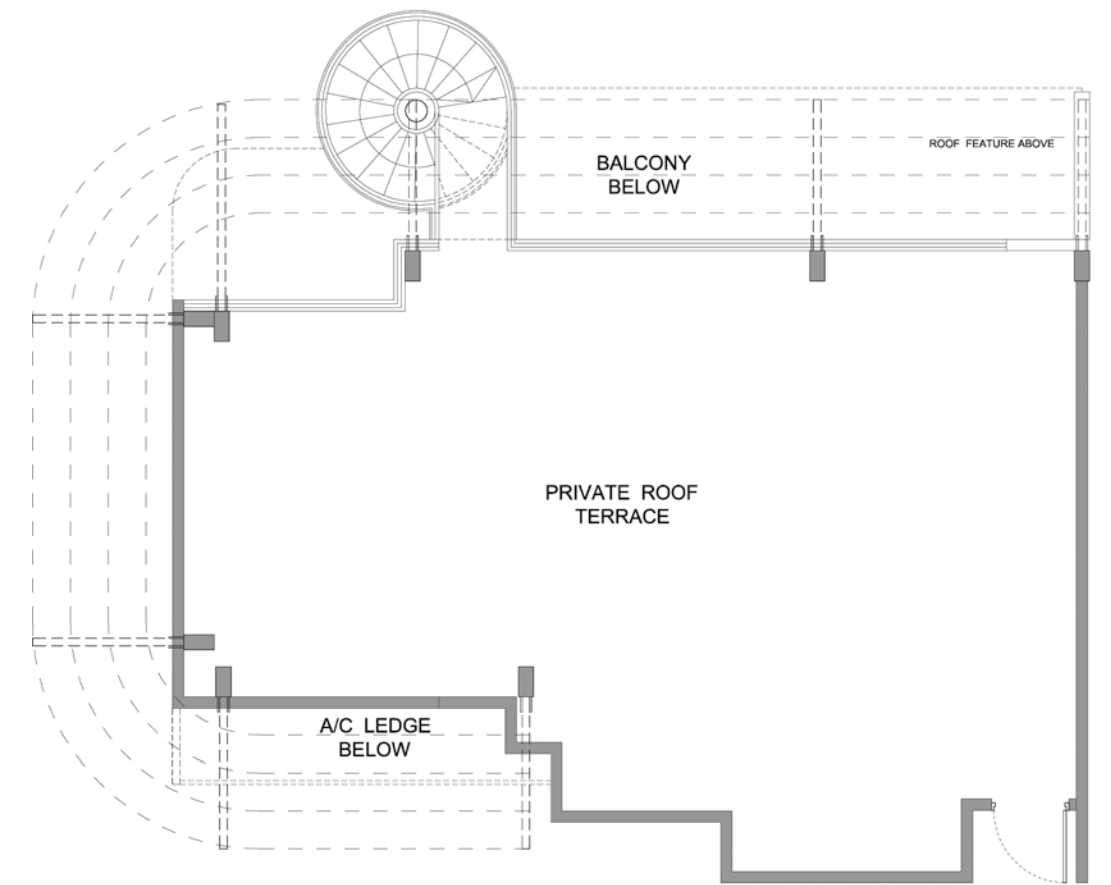
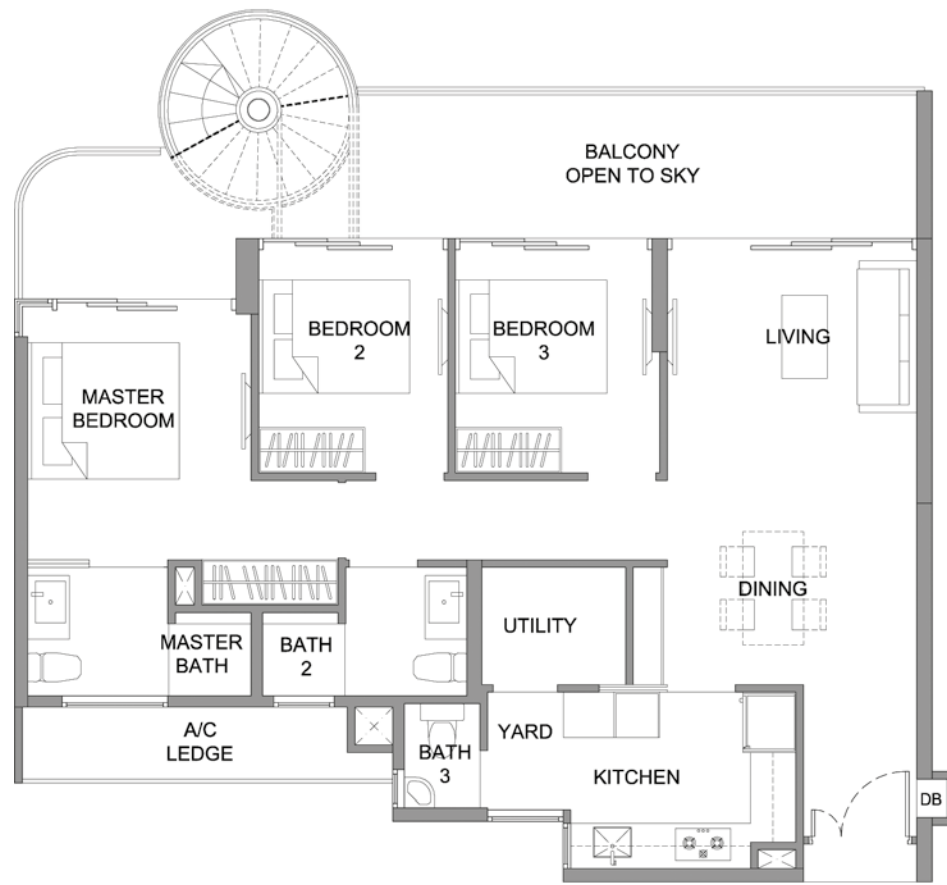


Key Plan




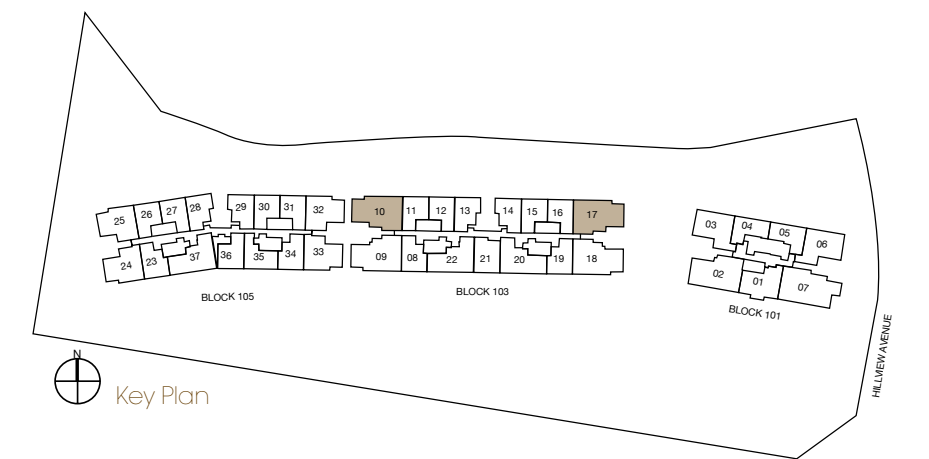
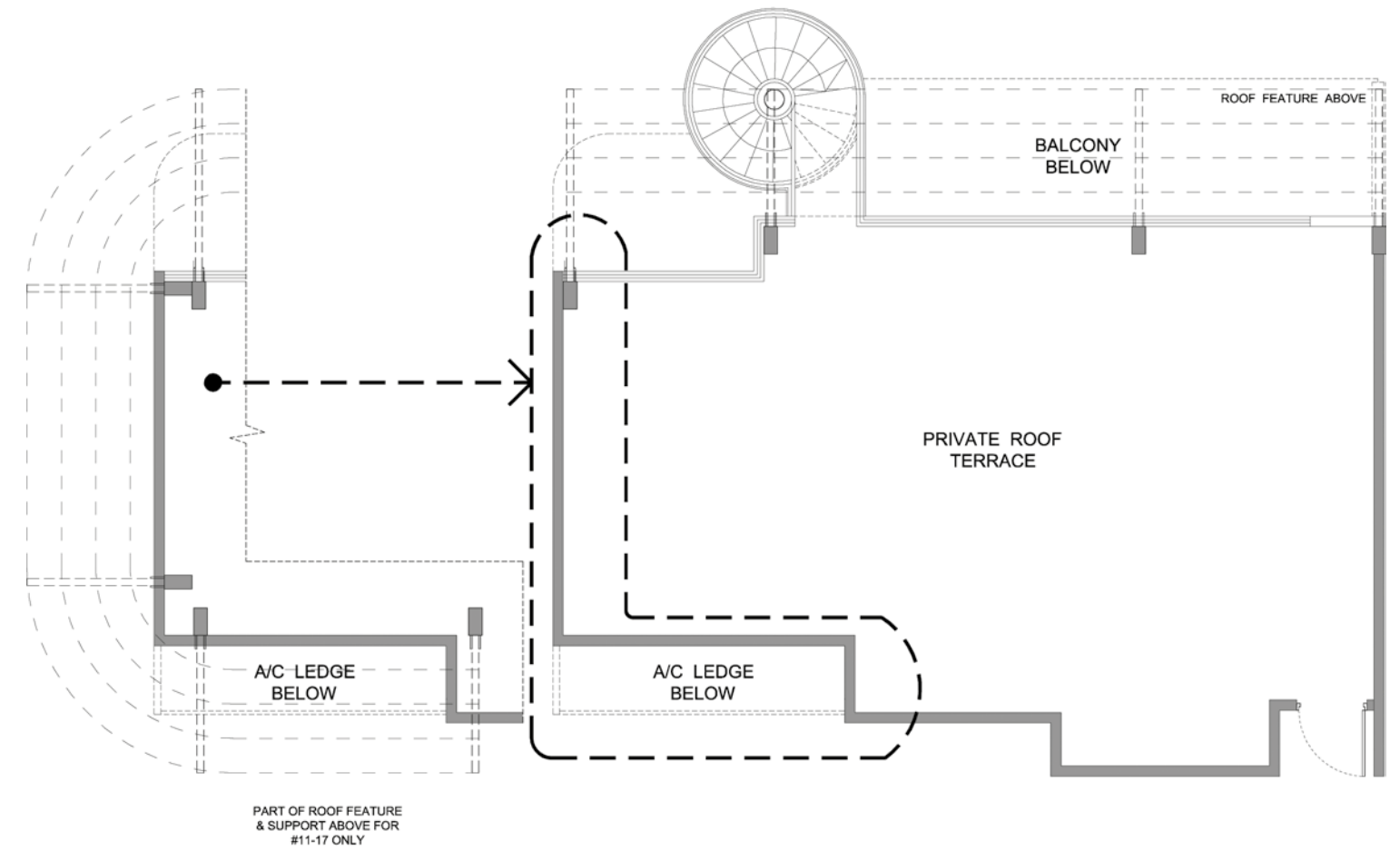
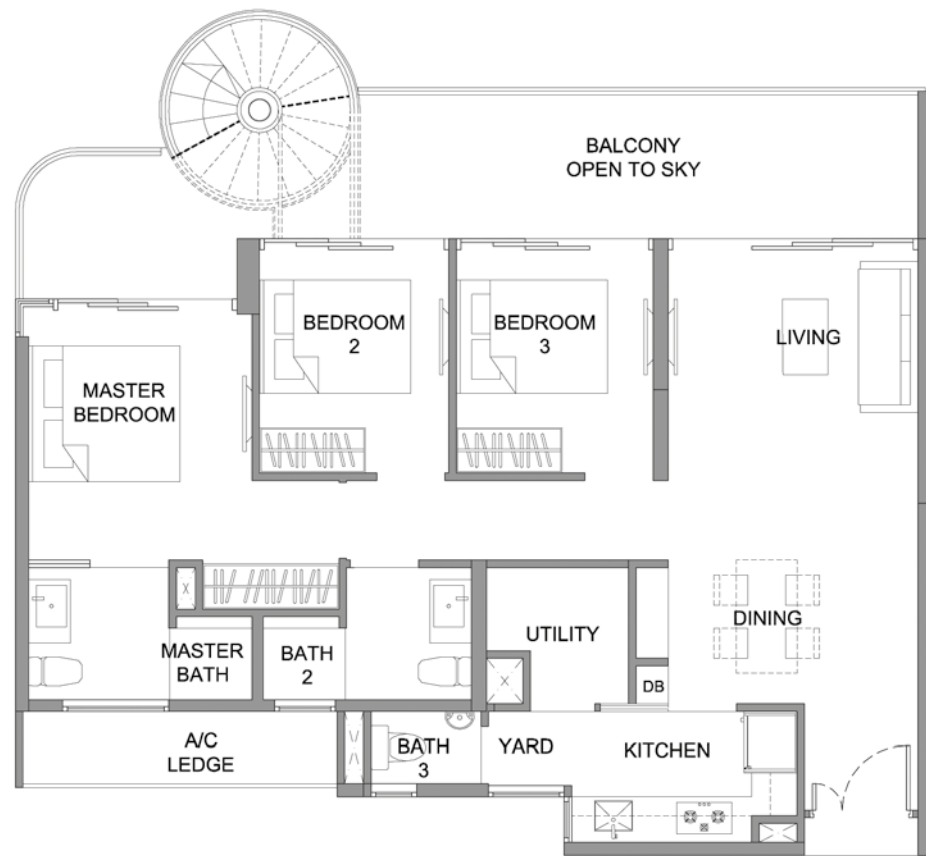






type C2PH

#11-10 #11-17 (mirror)







Artist's Impression

# Style

Ultimate satisfaction comes from the finer touches in the quality of fittings, such as kitchen cabinets, locks and taps, doors and windows, sanitary wares and ovens. Only top brands known for their quality and reliability are selected for installation to make sure they match the high-end living standard expected.



hansgrohe  
AKOR | PHARO

FRANKE

THE BOLD LOOK  
OF KOHLER.

Electrolux

- 1.0 Foundation**  
Piled foundation
- 2.0 Superstructure**  
Reinforced-concrete building structure
- 3.0 Walls**  
External: Reinforced-concrete/brick wall  
Internal: Reinforced-concrete/brick wall/drywall
- 4.0 Roof**  
Reinforced-concrete roof with appropriate insulation and waterproofing system
- 5.0 Ceiling**
- 5.1 Apartment Units
- a) Living/Dining, Bedrooms: Skim coat/cement & sand plaster/plasterboard box-ups with emulsion paint finish
- b) Corridor/Stairway, Bathrooms, Powder Room, Kitchens: Skim coat/cement & sand plaster/plasterboard ceiling with emulsion paint finish
- c) Non load bearing ledges & A/C Ledges: Skim coat with emulsion paint finish
- 5.2 Common Areas
- a) First Storey & Typical Lift Lobbies: Plasterboard ceiling with emulsion paint finish
- b) All Other Areas: Skim coat/cement & sand plaster/plasterboard ceiling with emulsion paint finish
- 6.0 Finishes**
- 6.1 Walls
- 6.1.1 Apartment Units
- a) Living/Dining, Kitchen, Corridor/Bedrooms, Utility: Cement & sand plaster/skim coat with emulsion paint finish
- b) Master Bathroom: Stone
- c) Common Bathrooms: Stone
- d) Kitchen: Plaster with paint finish
- e) Roof Terrace: Plaster with paint finish
- f) Balcony: Plaster with paint finish
- 6.1.2 Common Areas
- a) First Storey: Stone tiles/glass panels/stainless steel panels
- b) Typical Storey Common Lift Lobbies & Escape Staircases: Cement & sand plaster/skim coat with emulsion paint (lift lobbies only)
- c) All External Walls: cement & sand plaster/skim coat with textured/non-textured paint finish
- Note:
- i) No tiles/stone work behind/below cabinets, mirrors, backsplash panels and above false ceiling
- ii) All wall finishes shall be terminated at false ceiling level
- iii) Wall tiles up to false ceiling height and on exposed surfaces only
- 6.2 Floors
- 6.2.1 Apartment Units
- a) Living/Dining, Kitchen, Hallway: Stone/Engineering timber strip (1, 1+1 bed room unit)
- b) Bedrooms: Timber flooring with timber skirting
- c) Master Bathroom: Stone
- d) Common Bathrooms, Kitchen, Utility: Stone
- e) Penthouse staircase: Tile
- f) Roof Terrace: Tiles/cement & sand screed
- g) A/C Ledges: Cement & sand screed
- h) Balcony: Tiles
- i) Yard: Tiles
- 6.2.2 Common Areas
- a) First Storey: Tiles/stone where appropriate
- b) Typical Storey Common Lift Lobbies: Tiles
- c) Escape Staircases: Cement & sand screed
- 7.0 Windows**  
Aluminum-framed windows with glass where appropriate
- 8.0 Doors**
- Apartment Units
- a) Main Entrance: Approved fire-rated timber door with conceal door closer
- b) Bedrooms & Bathrooms: Timber door
- c) Living/Dining/Bedroom to Balcony: Powder-coated Aluminum-framed glass door
- d) Utility: Aluminum slide & fold door
- e) Roof Terrace: Galvanized steel gate where appropriate
- Note: Selected good quality locksets and ironmongery for all doors
- 9.0 Sanitary Fittings**
- Apartment Units
- a) Master Bathroom:
- 1 solid surface vanity top complete with basin, mixer tap and under counter cabinet/drawer/ledge where appropriate
- 1 shower complete with mixer and hand-held shower
- 1 pedestal water closet
- 1 towel rail
- 1 toilet paper holder
- 1 mirror
- b) Common Bathrooms:
- 1 solid surface vanity top complete with basin, mixer tap and under counter cabinet/drawer/ledge where appropriate
- 1 shower complete with mixer and hand-held shower
- 1 pedestal water closet
- 1 towel rail
- 1 toilet paper holder
- 1 mirror
- c) Roof Terrace: 1 bib tap
- Note: The brand, type and colour of wares, fittings and accessories are subject to Architect's selection and availability
- 10.0 Electrical Installation**
- a) Refer to Electrical Schedule for details
- Note: Concealed electrical wiring in conduit below false ceiling level  
Electrical wiring above false ceiling in concealed/exposed conduit or trunking. Wiring in the electrical closet shall be in concealed/exposed conduit or trunking.
- b) All electrical wirings in conduits are concealed except for electrical wiring in conduits exposed above the false ceiling
- 11.0 TV/FM/Telephone outlet**
- Refer to Electrical Schedule for details
- Note: The purchaser is liable to pay annual fee, subscription fee and such other fees to the Starhub Cable Vision Ltd (SCV) or any other relevant party or any other relevant authorities. The vendor is not responsible to make arrangements with any of the said parties for the service connection for their respective subscription channels.
- 12.0 Lightning Protection**
- Lightning Protection System shall be provided in accordance with Singapore Standard SS555: 2010
- 13.0 Painting**
- a) External: Textured/non-textured external paint finish
- b) Internal: Emulsion Paint finish
- 14.0 Waterproofing**
- Waterproofing shall be provided to floors of Bathrooms, Kitchens, Balcony, Roof Terrace, RC flat roofs, Swimming Pool and as required
- 15.0 Driveway and Car Park**
- a) Concrete floor with floor hardener
- 16.0 Recreation Facilities**
- 1) Flowering Terrace
  - 2) BBQ Pavilion
  - 3) Children's Playground
  - 4) The Great Waterfall
  - 5) The Sensory Garden
  - 6) The Trail Of Color
  - 7) Green Paradise
  - 8) Jogging Path
  - 9) Putting Green
  - 10) Lifestyle Pavilion
  - 11) Waterfall Stream
  - 12) Outdoor Dining Pavilion
  - 13) Massaging Spa Pool
  - 14) Tropical Island
  - 15) 50m Lap Pool
  - 16) Waterfall Tea House
  - 17) Pool Deck
  - 18) Kid's Pool
  - 19) Outdoor Movie Theatre
  - 20) Golf Simulator
  - 21) Floating Gym
  - 22) Canopy Drop-Off Point
  - 23) Guard House
  - 24) Paradise Island
  - 25) River Walk
  - 26) Reading Pavilion
  - 27) Reflecting Pond
  - 28) Fitness Corner
  - 29) Sky Tennis Court
  - 30) Other Facilities – Male and Female Showers/ Changing Rooms
- 17.0 Other Items**
- a) Kitchen Cabinets: High and low level kitchen cabinets complete with solid surface countertop and sink with mixer
- b) Bedroom Wardrobes: Wardrobes provided in all Master Bedrooms and common bedrooms
- c) Air-Conditioning: Wall-mounted split-unit system
- Note: The Purchaser shall maintain the air-conditioning system on a regular basis which will include the cleaning of filters, clearing the condensate pipes and charging of gas to ensure good working condition of this system).
- d) Electrical Water Heater: Hot water supply to all Bathrooms and Kitchens
- e) Gas: Provision of town gas to all apartment units' kitchen (Except All type A, B2 and B5 units)
- f) Security System:
- i) Card access control at lifts lobbies at basement 1 & 2 and 1st storey
- ii) Audio intercom system provided to all apartment units
- iii) CCTV Security surveillance cameras at strategic locations.
- iv) Car park barrier system to main entrance via EPS – IU System
- g) SCV: SCV Cable Ready (Not inclusive of Cable TV subscription)
- h) Kitchen Appliances:
- i)Hood
- ii)Hob
- iii)Fridge
- iv)Washing Machine cum Dryer
- v)Microwave (1,2,3,4 Bedroom)
- v)Oven (2,3,4 Bedroom)

ELECTRICAL SCHEDULE FOR PENTHOUSE UNITS											
ITEM	A1PH A2PH A3PH A5PH A6PH A7PH A8PH	A4PH	A1PH-a A1PH-b A2PH-a A3PH-a A3PH-b A3PH-c	B1PH B3PH	B1PH-a B3PH-a	B2PH B2PH-a	B4PH	B5PH	C1PH C1PH-a C2PH	C3PH	D1PH
LIGHTING POINT	7	13	12	15	19	19	18	18	25	23	27
13A SWITCHED SOCKET OUTLET	14	17	15	18	19	19	19	19	24	24	30
13A SWITCHED SOCKET OUTLET FOR WASHING MACHINE	1	1	1	1	1	1	1	1	1	1	1
AIRCON ISOLATOR	1	1	1	2	2	2	2	2	3	3	3
STORAGE WATER HEATER	1	1	1	2	2	2	2	2	2	3	3
SCV OUTLET	2	3	2	3	3	3	3	3	4	4	5
TELEPHONE OUTLET	2	3	2	3	3	3	3	3	4	4	5
DATA OUTLET (OPENNET)	1	1	1	1	1	1	1	1	1	1	1
COOKER HOOD POINT	0	1	1	1	1	1	1	1	1	1	1
COOKER HOB POINT	0	0	0	1	1	0	1	0	1	1	1
ELECTRIC OVEN POINT	0	0	0	1	1	1	1	1	1	1	1
ELECTRICAL HOB POINT	1	1	1	0	0	1	0	1	0	0	0
AUDIO INTERCOM UNIT	1	1	1	1	1	1	1	1	1	1	1
BELL PUSH C/W BELL POINT	1	1	1	1	1	1	1	1	1	1	1

ELECTRICAL SCHEDULE FOR OTHER UNITS													
ITEM	A1 A2 A3 A5 A6 A7 A8 A1a A2a A3a A5a A6a A7a A8a	A4 A4a	A1P A2P A3P A5P A6P A7P A8P A7b A8b A1P-a to A1P-g A2P-a to A2P-c A3P-a to A3P-c	A4P	B1 B3 B4 B4a B4b B5a	B2 B5	B1P B3P B4P B1a B1P-a B3a B3P-a	B2a B2P B2P-a B2P-b B5P	C1a C1P C1P-a C2a C2P C2P-a C3P	C1 C2 C3 C3a	D1	D1a D1b D1P	
LIGHTING POINT	7	8	7	9	12	12	13	13	19	17	18	20	
13A SWITCHED SOCKET OUTLET	14	16	14	16	18	18	18	18	23	23	29	29	
13A SWITCHED SOCKET OUTLET FOR WASHING MACHINE	1	1	1	1	1	1	1	1	1	1	1	1	
AIRCON ISOLATOR	1	1	1	1	2	2	2	2	3	3	3	3	
STORAGE WATER HEATER	1	1	1	1	2	2	2	2	2	2	3	3	
SCV OUTLET	2	3	2	3	3	3	3	3	4	4	5	5	
TELEPHONE OUTLET	2	3	2	3	3	3	3	3	4	4	5	5	
DATA OUTLET (OPENNET)	1	1	1	1	1	1	1	1	1	1	1	1	
COOKER HOOD POINT	1	1	1	1	1	1	1	1	1	1	1	1	
COOKER HOB POINT	0	0	0	0	1	0	1	0	1	1	1	1	
ELECTRIC OVEN POINT	0	0	0	0	1	1	1	1	1	1	1	1	
ELECTRICAL HOB POINT	1	1	1	1	1	1	1	1	1	1	1	1	
AUDIO INTERCOM UNIT	1	1	1	1	0	1	0	1	0	0	0	0	
BELL PUSH C/W BELL POINT	1	1	1	1	1	1	1	1	1	1	1	1	

Note: 1) All Isolators For Cu Are Subjected To A/C Equipment Configuration



# About Kingsford

A Trusted Builder on Solid Foundation

KINGSFORD Development, a brand name enterprise known for its quality and reliability, was set up by Kingsford Investments in Hong Kong.

Kingsford Group comprises several reputable subsidiaries involving in a wide range of businesses. They include property development and management as well as manufacturing. All carry KINGSFORD's unique management, operation and development models which are internationally recognized.

In 2000, KINGSFORD moved into real estate and it had successfully developed millions in square metres of prestigious commercial and residential projects in China.

KINGSFORD is a symbol of quality and a trustworthy leader in its field. It strives to create an international brand in the property realm with superiority and credibility led by a professional team equipped with a distinct business management philosophy.

Developed by:



6310 7888  
Call 6310 6888  
[www.kingsford.com.sg](http://www.kingsford.com.sg)

20 Harbour Drive, #07-05 PSA Vista, Singapore 117612



Artist's Impression

Developer: Kingsford Development Pte Ltd (ROC. 201100502C) • Developer's Licence C0957 • Lot/Mukim No.: 04764 X/10 at Hillview Avenue • Tenure of Land: 99 years leasehold commencing 16 March 2011 • Building Plan No.: A0814-00003-2012-BP02 dated 22/03/2013 • Expected Dated of T.O.P.: 30/11/2016 • Expected Date of Legal Completion: 06/03/2020.

Whilst reasonable care has been taken in the preparation of this brochure, the construction of the scale model and the showflat (collectively the "Collaterals"), the Vendor and its agents do not warrant or represent the accuracy of the Collaterals and will not be held responsible for any inaccuracy or omission in the Collaterals. The statements, information and depictions in the Collaterals may not be relied upon as statements or representations of fact and they are not intended to form any part of the offer or the contract for the sale of the housing units. In particular, any visual representations such as pictures, art renderings, depictions, illustrations and drawings are artistic impressions only and cannot be regarded as representations of fact. The brand, colour and model

of all materials, fittings, equipment, finishes, installations and appliances supplied shall be provided subject to the Vendor's architects' selection, market availability and the sole discretion of the Vendor.

All information contained in the Collaterals, including equipment, materials, fittings, finishes, installations and appliances description, plan and specifications, are current at the time of print and are subject to such changes as are required by the Vendor and/or the relevant authorities. The floor areas stated in the brochure, scale model and/or showflat are only approximate measurements and are subject to final survey.

The Sale and Purchase Agreement shall form the entire agreement between the Vendor and the purchaser and shall supersede all statements, representations or promises made prior to the signing of the Sale and Purchase Agreement and shall in no way be modified by any statements, representations or promises made by the Vendor and/or its agents.

Brochure Design by  
Full House Communications Pte Ltd